



## West Plainfield Fire Protection District

24901 County Road 95, Davis, CA 95616

(530) 756-0212

---

### AGENDA BOARD OF COMMISSIONERS – REGULAR MEETING July 16, 2024, at 7:00 PM

To be Held in Person at Lillard Hall  
24905 County Road 95  
Davis, CA 95616

To be Held by Zoom: <https://us06web.zoom.us/j/98831083439>  
One tap mobile – +16699006833,98831083439#  
Dial by your location – (669) 900-6833 US (San Jose)  
Meeting ID: 988 3108 3439

1. Call the Meeting to Order and Establish Quorum (President McMullen)
2. Public Comment
3. Weed Abatement Report (Firefighter Lee)
4. Old Business
5. New Business
  - a. Discussion / Action – Continuation of Assessment (President McMullen)  
(Pgs 3-51)
    - i. Open Public Hearing and Consideration of Continued Levy of the West Plainfield Fire Protection District Fire Protection and Emergency Response Services Assessment
      1. Open Public Input
      2. Last Call for Public Input
      3. Close Public Input
      4. Board Discussion, if any
    - ii. Close Public Hearing Regarding Continued Levy of Assessments
    - iii. Discussion / Action – Adopt Resolution 24-04 – A Resolution Approving the Engineer’s Report, Confirming the Assessment and Ordering the Continuation of the Levy of Assessments for Fiscal Year 2024-25 for the West Plainfield Fire Protection District, Fire Protection and Emergency Response Services Assessment  
(Chief Rita) (Pgs 49-51)
  - b. Discussion / Action – Adopt District 2024-2025 Fiscal Year Budget (Commissioner Stiles) (Pgs 52-60)
  - c. Discussion / Action – Accept Office of Traffic Safety Grant and Authorize Signature, if Awarded (Assistant Chief Stiles)

Agenda – Board Meeting – Regular  
July 16, 2024  
Page 2

- d. Discussion / Action – Standing Committee – Reports
  - i. Lillard Hall Committee – **Amy**, Roos
    1. Hall Manager Report **(Pgs 61-63)**
    2. Discussion / Action – Approval of July 3, 2024 Minutes **(Pgs 64-65)**
    3. Discussion / Action – Adopt Lillard Hall Fiscal Year 2024-2025 Budget **(Pgs 66-67)**
  - ii. Budget and Benefits Committee – **Stiles**, Lindsey
    1. Discussion / Action – Approval of June 6, 2024 Minutes **(approved prior meeting)**
  - iii. Personnel Committee – **Amy**, McMullen
    1. Discussion / Action – Approval of July 9, 2024 Minutes **(Budget and Benefits meeting minutes - will be placed on next Agenda for approval)**
6. Fire Chief's Report (Chief Rita) **(Pgs 68-80)**
7. Assistant Chief's Report (Assistant Chief Stiles)
8. Fire Fighter's Association Report (President Lee)
9. Clerk's Report
  - a. Discussion / Action – West Plainfield Fire Protection District Bill Review / Ratification **(Pgs 81-82)**
  - b. Discussion / Action – Approval of June 25, 2024 Regular Board Meeting Minutes **(Pgs 83-88)**
10. Open Forum
11. Next regular Board meeting on August 20, 2024, unless another date is agreed upon
12. Meeting Adjourned (President McMullen)



# ENGINEER'S REPORT

## West Plainfield Fire Protection District

Fire Protection and Emergency Response Services  
Assessment

Fiscal Year 2024-25

Pursuant to California Government Code Section  
50078 et seq., Health and Safety Code Section  
13914 and Article XIID of the California  
Constitution

Engineer of Work:



**SCI Consulting Group**  
Public Finance Consulting Services

4745 Mangels Boulevard  
Fairfield, California 94534  
707.430.4300  
[www.sci-cg.com](http://www.sci-cg.com)

## West Plainfield Fire Protection District

---

### Board of Commissioner's

- James McMullen, Board President
- Warren Roos, Board Vice President
- Emily Jacob Amy, Commissioner
- John Lindsey, Commissioner
- Elizabeth Stiles, Commissioner

---

### Fire Chief

- Cherie Rita, Fire Chief

---

### Assistant Chief

- Dave Stiles, Assistant Chief

## Table of Contents

<b>Introduction.....</b>	<b>4</b>
Legal Analysis of Proposition 218.....	7
<b>Assessment Process .....</b>	<b>10</b>
<b>Description of Services.....</b>	<b>12</b>
<b>Cost and Budget.....</b>	<b>15</b>
<b>Method of Apportionment .....</b>	<b>16</b>
Implementation of an Assessment for Fire Protection Services .....	16
Overview of Special Benefits from Fire Protection Services .....	18
Description of Special Benefit From Fire Protection Services .....	18
General Versus Special Benefit .....	19
Calculating General Benefit.....	21
Summary of General Benefits .....	25
Zones of Benefit .....	25
Assessment Apportionment.....	26
Method of Assessment.....	26
Assessments Calculation .....	35
Appeals of Assessments Levied to Property .....	36
Additional Background on Relative Benefit .....	36
Criteria and Policies.....	37
Duration of Assessment .....	37
<b>Assessment.....</b>	<b>38</b>
<b>Assessment Diagram.....</b>	<b>40</b>
<b>Appendix A – Fire Hazard Areas Diagram .....</b>	<b>42</b>
<b>Appendix B – Response Areas Travel Time Diagram.....</b>	<b>43</b>
<b>Appendix C – Assessment Roll, Fiscal Year 2024-25.....</b>	<b>44</b>
<b>End Notes .....</b>	<b>45</b>

## List of Tables

Table 1 – Proposed Assessment Rates.....	6
Table 2 – Apparatus and Equipment Replacement Plan .....	14
Table 3 – Cost and Budget .....	15
Table 4 – Emergency Medical Expenses Versus Overall Budget.....	24
Table 5 – Normalized Fire Risk Factors .....	29
Table 6 – Structure Replacement Factors.....	30
Table 7 – Benefit Summary per Property Type.....	31
Table 8 – Fire Hazard Zone Risk Factors .....	33
Table 9 – Travel Time Premium Factor .....	35
Table 10– Summary Cost Estimate .....	38

## Introduction

The West Plainfield Fire Protection District (“West Plainfield FPD,” “Fire District,” or “District”), was originally formed in 1928 by the residents of the District and provides fire protection, fire prevention and emergency response services in south/central area of unincorporated Yolo County between Davis and Winters. The Fire District is currently staffed with 1 career firefighter 24 hours per day 7 days per week, supported by a dwindling number of volunteer firefighters.

The West Plainfield FPD is governed by Yolo County Board of Supervisors overseeing a local, dependent, five-member Board of Fire Commissioners. The Yolo County Board of Supervisors can delegate any of its power to the Board of Fire Commissioners.

The Fire District covers approximately 33 square miles and serves an approximate population of 900. The District operates out of one fire station in rural Yolo County. West Plainfield FPD responds to almost 300 service calls per year, including structure fires, brush fires, vegetation fires, vehicle fires, traffic collisions, search and rescues, hazardous materials incidents and emergency medical calls. In addition, West Plainfield FPD provides fire prevention, community education, emergency preparedness and other services relating to the protection of lives and property.

The assessment district described in this Engineer’s Report is intended to provide an ongoing secure funding source for local fire protection services. The cost of providing fire protection and emergency response services continues to rise each year due to increasing emergency calls, enhanced firefighter training requirements, and substantial increases in operational costs, including fuel, utilities, equipment, insurance, and personnel.

Competitive wages in neighboring agencies have made it increasingly difficult for the Fire District to retain and attract firefighters. In addition, it is becoming more difficult to retain and attract volunteer firefighters due to increased training requirements and the additional time required to meet these training requirements. The Fire District is not funded by the State or County and has never received any funding from the now-suspended Cal Fire Prevention Fee.

The continuation of the assessment will help address the wage disparity and, in turn, increase the number and retention of our locally trained firefighters. Adequate staffing also allows the Fire District to assemble the recommended number of personnel on the scene of an incident quicker, which is a factor for your Insurance Services Office (ISO) rating, affecting insurance rates. A negative change in ISO rating will result in higher costs with possibly lower coverage limits or the complete loss of homeowners insurance coverage.

West Plainfield FPD seeks to maintain a high level of fire protection and emergency response service by maintaining appropriate staffing levels and providing improved apparatus replacement, maintenance of facilities, and increase in local firefighter wages.

This Engineer's Report supports the continuation of the assessment to enhance existing funding sources, associated services and equipment, and fund these improved services and equipment, thus allowing the District to continue to provide services and enhance safety for its residents and their family members, business owners and their customers, and the firefighters, some of whom are volunteering their time to the District. The proposed assessment rates for fiscal year 2024-25 are shown in Table 1, below.



**Table 1 – Proposed Assessment Rates**

Property Type	Proposed Rate	Unit
Single Family	\$219.66	each
Commercial/Industrial	\$1,633.22	acre
Office	\$430.56	acre
Storage	\$1,199.78	acre
Parking Lot	\$40.22	each
Vacant	\$29.41	each
Agriculture	\$5.58	acre

These proposed assessment rates, adjusted by the relative fire hazard zone factor and the relative travel time factor, are used to calculate the specific assessment for each parcel. These factors are explained in more detail in the Method of Apportionment section of this report.

This Engineer’s Report (the "Report") was prepared to:

- Describe the fire suppression, safety and emergency response services and equipment that would be funded by the assessments (the "Services")
- Establish a budget for the Services that would be funded by the assessments in 2024-25
- Determine the special benefits received from the proposed Services by property within the West Plainfield Fire Protection District Assessment (the "Assessment District"), and
- Describe the method of apportionment to lots and parcels within the Assessment District.

This Report and the proposed assessments have been made in compliance with California Government Code Section 50078 et seq., Health and Safety Code Section 13914 (the "Code") and Article XIID of the California Constitution (the "Article").

The Assessment District is narrowly drawn to include only properties that directly receive the additional fire protection and prevention services provided by the assessment funds and are specially benefited from such Services. The Assessment Diagram included in this Report shows the boundaries of the Assessment District.

## Legal Analysis of Proposition 218

The proposed assessment complies with Proposition 218, The Right to Vote on Taxes Act, which was approved by the voters of California on November 6, 1996 and is now Articles XIII C and XIII D of the California Constitution. Proposition 218 provides for benefit assessments to be levied to fund the cost of providing services, improvements, as well as maintenance and operation expenses of a public improvement that provide a special benefit to the assessed property.

Proposition 218 imposes a number of important requirements, including property-owner balloting, for the formation and continuation of assessments, and these requirements are satisfied by the process used to establish this assessment.

---

### **Silicon Valley Taxpayers Association, Inc. v Santa Clara County Open Space District (2008) 44 Cal.4th 431**

On July 14, 2008, the California Supreme Court issued its ruling in *Silicon Valley Taxpayers Association, Inc. v. Santa Clara County Open Space District* (“*Silicon Valley*”). Several of the most important elements of the ruling are:

- Benefit assessments are for special, not general benefit
- The services and/or improvements funded by assessments must be clearly defined
- Special benefits are directly received by and provide a direct advantage to property in the Assessment District

---

### **Dahms v. Downtown Pomona Property (2009) 174 Cal.App.4th 708**

On June 8, 2009, the Court of Appeal amended its original opinion upholding a benefit assessment for property in the downtown area of the City of Pomona. On July 22, 2009, the California Supreme Court granted review and transferred the case back to the Court of Appeal for reconsideration in light of the Supreme Court’s discussion in the *Silicon Valley* case. In *Dahms*, the Appellate Court then upheld the assessment that was 100% special benefit (i.e. 0% general benefit) holding that the services and improvements funded by the assessments were directly provided to property in the assessment District. The Court also upheld discounts and exemptions from the assessment for certain properties.

---

**Bonander v. Town of Tiburon (2009) 46 Cal.4th 646**

On December 31, 2009, the Court of Appeal overturned a benefit assessment approved by property owners to pay for placing overhead utility lines underground in an area of the Town of Tiburon. The Court invalidated the assessments on the grounds that the assessments had been apportioned to assessed property based in part on relative costs within sub-areas of the assessment district, instead of each individual property's proportional special benefits.

---

**Beutz v. County of Riverside (2010) 184 Cal.App.4th 1516**

On May 26, 2010, the California Court of Appeal issued its decision in *Steven Beutz v. County of Riverside* ("Beutz"). This decision overturned an assessment for park maintenance in Wildomar, California, primarily because the general benefits associated with improvements and services were not explicitly calculated, quantified, and separated from the special benefits.

---

**Golden Hill Neighborhood Association V. City of San Diego (2011)199 Cal.App.4th 416**

On September 22, 2011, California Court of Appeal issued its decision in *Golden Hill Neighborhood Association v. City of San Diego*. This decision overturned an assessment for street and landscaping maintenance in the Greater Golden Hill neighborhood of San Diego, California. The court described two primary reasons for its decision. First, as in *Beutz*, the court found the general benefits associated with services were not explicitly calculated, quantified and separated from the special benefits. Second, the court found that the City had failed to document the basis for the assessment on city-owned parcels.

---

**Compliance with Current Law**

This Engineer's Report is consistent with the requirements of Article XIII C and XIII D of the California Constitution and with the *Silicon Valley* decision because the Services to be funded are clearly defined; the Services are available to and will be directly provided to all benefited property in the Assessment District; the Services provide a direct advantage to property in the Assessment District that would not be received in the absence of the assessment; and the Services are benefits that are over and above general benefits conferred on real property located in West Plainfield FPD or to the public at large by other public entities that make up the membership of West Plainfield FPD.

This Report is consistent with *Dahms* because, similar to the *Downtown Pomona* assessment validated in *Dahms*, the Services will be directly provided to property in the Assessment District. More specifically, as discussed hereafter, the Services afford benefits specifically unique and supplied only to property owners within the District, with a corresponding effect that is not shared by other parcels outside of the District or real property in general, including the public at large. While *Dahms* could be used as the basis for a finding of 0% general benefits, this Engineer's Report establishes a more generous separation and quantification of general benefits.

This Report is also consistent with *Bonander* because the Assessment has been apportioned based on the proportional special benefit to each property. Furthermore, the Assessment is consistent with *Beutz* and *Golden Hill* because the general benefits have been explicitly calculated, quantified, and excluded from the Assessment.

## Assessment Process

In order to allow property owners to ultimately decide whether additional funding should be provided for the District's fire protection, suppression, and emergency response services, the Board, on May 16, 2023, authorized the initiation of proceedings for a benefit assessment to provide local funding for improved services and related costs. The assessment was named the Fire Protection and Emergency Response Services Assessment (the "Assessment District" or "Assessment"). In June and July of 2023, the District conducted an assessment ballot proceeding pursuant to the requirements of Article XIII D of the California Constitution ("The Taxpayer's Right to Vote on Taxes Act") of the Government Code. During this ballot proceeding, owners of property in the Assessment District were provided with a notice and ballot for the special assessment. A 45-day period was provided for balloting and a public hearing was conducted on July 18<sup>th</sup>, 2023.

It was determined at the public hearing that 58.87% of the weighted ballots returned were in support of the assessment. Since the assessment ballots submitted in opposition to the proposed assessments did not exceed the assessment ballots submitted in favor of the assessments (weighted by the proportional financial obligation of the property for which ballots are submitted), the Board took action, by resolution, to approve the levy of the assessments for fiscal year 2023-24 and to continue to levy them in future fiscal years. The initial maximum assessment rate balloted and established in Fiscal Year 2023-24 was \$219.66 per single family equivalent benefit unit. The levies were submitted to the Yolo County Auditor for inclusion on the property tax rolls for fiscal year 2023-24.

The authority granted by the ballot proceeding includes an annual adjustment in the maximum authorized assessment rate equal to the annual change in the Consumer Price Index for San Francisco Bay Area Consumer Price Index-U, for the San Francisco Bay Area as of December of each succeeding year (the "CPI"), with a maximum annual adjustment not to exceed 5%. The maximum authorized assessment rate is equal to the maximum assessment rate in the previous fiscal year adjusted annually by the change in the CPI or by 5%, whichever is less. The Board took action, by Resolution No. 23-06 passed on July 18<sup>th</sup>, 2023, to approve the levy of the assessments.

The maximum authorized assessment rate is equal to the maximum assessment rate in the previous fiscal year adjusted annually by the change in the CPI or by 5%, whichever is less. Based on the preceding annual adjustments, the maximum possible assessment rate for Fiscal Year 2023-24 was \$219.66 per single family equivalent benefit unit. The annual change in the San Francisco Bay Area Consumer Price Index from December 2022 to December 2023 was 2.62%. The maximum authorized assessment rate for Fiscal Year 2024-25 shall not be increased. The proposed assessment rate for fiscal Year 2024-25 is \$219.66 per single-family equivalent benefit unit, which is less than the maximum allowable rate.

In each subsequent year for which the assessment will be continued, an updated proposed budget, assessment rate and an updated assessment roll listing all parcels and their proposed assessment for the upcoming fiscal year shall be prepared and considered by the Board of Directors. At this meeting, the Board will also call for the publication in a local newspaper a legal notice of the intent to continue the assessment for the next fiscal year and set the date for the noticed public hearing. At the annual public hearing, members of the public can provide input to the Board prior to the Board's decision on continuing the services and assessment for the next fiscal year.

If the assessment is confirmed and approved, the levies would be submitted to the Yolo County Auditor/Controller for inclusion on the property tax roll for Fiscal Year 2024-25.

## Description of Services

West Plainfield FPD provides a range of fire suppression and protection, prevention, and other fire and emergency-related services to properties within its boundaries.

This proposed benefit assessment would provide funding for three major areas of service improvements within the District for its' fire suppression and protection operations (with the majority of the proposed assessment revenue being dedicated to firefighter retention.)

- Increased Firefighter Staffing and Training
- Improved Maintenance and Replacement of Apparatus and Equipment
- Other Services and Supplies

The West Plainfield FPD fire station is located at 24901 County Road 95, Davis, CA 95616

The formula below describes the relationship between the final level of services, the baseline level of service based on existing funding, and the enhanced level of services funded by the assessment if it is approved. It should be noted, due to the fact that current operating costs are increasing at a faster rate than current funding sources, the baseline level of services is diminishing over time.

<i>Final Level of Service</i>	=	<i>Current and Diminishing Baseline Level of Service</i>	+	<i>Proposed Enhanced Level of Service</i>
-------------------------------	---	--	---	---

Below is a more detailed description of these improvements that are provided for the special benefit of property in the Assessment District.

---

### Increased Firefighting Staffing and Training

Firefighting emergency response staffing levels are described colloquially in terms of "speed and weight," with speed describing the response time and weight describing the number and types of personnel. Also, staffing levels are also commonly described in terms of the number of firefighting staff per fire truck and/or apparatus, such as "4 on an initial response" or "3 on an initial response." West Plainfield Fire is satisfied with its response time ("speed") but has determined that its staffing levels ("weight") need to be improved.

Although there are many approaches to deploying firefighting staff, OSHA guidelines place strict requirements on operations, particularly when firefighters are required to enter potentially Immediately Dangerous to Life and Health (IDLH) environments such as structure fires. In these atmospheres, OSHA requires that personnel use self-contained breathing apparatus (SCBA), that a minimum of two firefighters work as a team inside the structure, and that a minimum of two firefighters be on standby outside the structure to provide assistance or perform rescue.

To meet the “2 in, 2 out” standard, the National Fire Protection Agency (NFPA) recommendation is four (4) personnel per apparatus in a community of this size and risk. The District cannot meet the NFPA recommendation due to budget constraints. The next best option is to align with industry standards and respond adequately to calls by staffing all apparatus with three (3) personnel.

Essentially the “2 in, 2 out” rule severely limits West Plainfield FPD’s ability to respond effectively to many types of emergencies. The challenge is compounded in the case of multiple calls. West Plainfield FPD has determined that an increase in staffing would significantly increase its effectiveness, as well as compliance with OSHA requirements, and would benefit the property owners with heightened levels of property and human life protection.

Improved and increased firefighting staffing levels will significantly contribute to improved safety and protection of real property within the proposed Assessment District.

The proposed assessment is intended to provide funding for additional full-time-staffing, and some additional training. The costs for the proposed staffing increases would support the implementation of “3 on an initial response” staffing are included in the Table 3 Budget.

---

### **Improved Maintenance and Replacement of Apparatus and Equipment**

West Plainfield FPD desires to ensure maintenance and replacement of apparatus in order to maximize safety and effectiveness for fire suppression. Improved maintenance and replacement will significantly contribute to improved safety and protection of real property. It should be noted that the need for equipment replacement will be ongoing. If approved, the proposed assessment will fund this replacement plan by allocating \$82,764 per year to the apparatus and equipment replacement fund. Table 2 below lists the replacement plan for apparatus and equipment.



**Table 2 – Apparatus and Equipment Replacement Plan**

Fiscal Year	Apparatus	EstimatedAmount
2028-29	Engine Type 1	\$1,488,500
2035-36	Water Tender	\$1,744,638
2044-45	Engine Type 5, Brush 30	\$1,625,173
2044-45	Engine Type 5, Brush 330	\$493,300
2046-47	Water Tender	\$2,530,959
TBD	Engine Type 6	\$475,000
	Estimated Unfunded Total	\$8,357,570

---

**Other Services and Supplies**

The budget shown in Table 3 includes and summarizes budget allocations for firefighter staffing and training, equipment and apparatus maintenance and replacement, capital repairs, equipment operation and maintenance, professional services, supplies and materials, utilities and administration in support of West Plainfield FPD’s operations.

## Cost and Budget

The following budget lists the expenditures that would be funded by the Assessment District in Fiscal Year 2024-25.

**Table 3 – Cost and Budget**

<b>West Plainfield Fire Protection District</b>	
<b>Estimate of Costs</b>	
<b>Fiscal Year 2024-25</b>	
Budget Item	Amount
Service, Appartus and Equipment Needs	
Firefighter Staffing and Training	\$573,925
Equipment and Apparatus Maintenance and Replacement	\$105,764
Facility Improvements	\$0
Capital Repairs	\$50,821
Equipment Operation and Maintenance	\$29,632
Professional Services	\$21,544
Supplies and Materials	\$126,190
Utilities	\$10,350
Administration	\$0
Contingency	\$25,000
<b>Total Service Needs (a)</b>	<b>\$943,226</b>
Less: Est. Dedicated Revenue from Property Taxes & Other Sources (b)	(\$413,300)
Less: Contribution from the County (c)	(\$127,810)
<b>Est Total Revenue from Other Sources (General benefit contribution) (b+c) = (d)</b>	<b>(\$541,110)</b>
Contribution to / (from) Reserve Fund (e)	(\$159,660)
<b>Net Cost of Servicing to Assessment District (a-d-e) = (f)</b>	<b>\$242,456</b>
Allowance for County Collection (\$1.00 per parcel) = (g)	\$396
<b>Total Fire Suppression and Protection Services Budget (e-f) =(g)</b>	<b>\$242,852</b>
<b>Total Proposed Assessment Budget (g)</b>	<b>\$242,852</b>
Effective Single Family Equivalent Benefit Units in Assessment District (h)	1,105.58
<b>Proposed Assessment per Effective Single Family Equivalent Unit (SFE) (g/h)</b>	<b>\$219.66</b>

The “Service Needs” cost estimates are presented in the budget table above for the 2024-25 fiscal year only, but are based upon financial forecasting over a 10-year cycle and beyond. This forecasting concludes that these costs will likely persist consistently into the future. Consistent with the General Benefit requirement described later in this Report, at least 21% of the total cost of the West Plainfield FPD Fire Services must be funded from sources other than this proposed assessment to cover any general benefits from the Services. Therefore, the cost of services of \$943,226 funded by the proposed assessment can be funded exclusively through the assessment levy as a special benefit since the current County contributions from its dedicated ad valorem property tax revenues and other sources exceed approximately 57.37%. (\$541,110/\$943,226) of the total cost of West Plainfield FPD Fire Services, far in excess of the above required 21% non-assessment general benefit funding requirements. The 57.37% funding is from property taxes and other sources. The Total SFEs are the sum of the assigned Single Family Equivalent units for each affected parcel based upon a parcel-by-parcel analysis of the service area consistent with the Method of Apportionment described later in the Report.

## Method of Apportionment

This section includes an explanation of the special benefits to be derived from the Services, the criteria for the expenditure of assessment funds, and the methodology used to apportion the total assessment to properties within the Assessment District.

The Assessment District area consists of all Assessor Parcels within West Plainfield FPD boundaries. The method used for apportioning the assessment is based upon the proportional special benefits from the Services to be provided to the properties in the assessment area over and above general benefits conferred on real property or to the public at large. Special benefit is calculated for each parcel in the Assessment District using the following process:

1. Identification of all benefit factors derived from the improved services
2. Calculation of the proportion of these benefits that are general
3. Determination of the relative special benefit within different areas within the Assessment District
4. Determination of the relative special benefit per property type
5. Calculation of the specific assessment for each individual parcel based upon special vs. general benefit; location, property type, property characteristics, improvements on property and other supporting attributes

## Implementation of an Assessment for Fire Protection Services

California Government Code Section 50078 et. seq. allows agencies which provide fire suppression services, such as West Plainfield FPD, to levy assessments for fire suppression services. Section 50078 states the following:

*“Any local agency which provides fire suppression services directly or by contract with the state or a local agency may, by ordinance or by resolution adopted after notice and hearing, determine and levy an assessment for fire suppression services pursuant to this article.”*

In addition, California Government Code Section 50078.1 defines the term “fire suppression” as follows:

*“(c) “Fire suppression” includes firefighting and fire prevention, including, but not limited to, vegetation removal or management undertaken, in whole or in part, for the reduction of a fire hazard.”*

Therefore, the Services to be provided by the Assessment District fall within the scope of services that may be funded by assessments under the Code.

The assessment must be levied based on the special benefit to property. Special benefit means a particular and distinct benefit received by property over and above any general benefits conferred on real property located in the Assessment District or the public at large. With reference to the requirements for assessment, Section 50078.5 of the California Government Code states:

*"(b) The benefit assessment shall be levied on a parcel, class of improvement to property, or use of property basis, or a combination thereof, within the boundaries of the local agency, zone, or area of benefit."*

*"The assessment may be levied against any parcel, improvement, or use of property to which such services may be made available whether or not the service is actually used."*

Health and Safety Code Section 13914 states:

*A [fire protection] district may levy an assessment for fire suppression services pursuant to Article 3.6 (commencing with Section 50078) of Chapter 1 of Part 1 of Division 1 of Title 5 of the Government Code.*

Proposition 218, as codified in Article XIII D of the California Constitution, has confirmed that assessments must be based on the special benefit to property:

*"No assessment shall be imposed on any parcel which exceeds the reasonable cost of the proportional special benefit conferred on that parcel."*

Since assessments are levied on the basis of special benefit, they are not a tax and are not governed by Article XIII A of the California Constitution.

The following two sections describe how and why the Fire Protection Services specially benefit properties. This special benefit is particular and distinct from its effect on other property, and that other real property and the public at large do not share the special benefit.

## Overview of Special Benefits from Fire Protection Services

Special Benefit is defined in Article XIID of the California Constitution as a “particular and distinct benefit over and above general benefits.” The proposed services and improvements provide “particular and distinct” benefit because they are distinctly defined and described, and are provided directly to the parcels within the Assessment District boundaries. The proposed services and improvements are “over and above general benefits” currently supplied by the West Plainfield FPD and other agencies.

Moreover, this assessment for fire protection services can be clearly contrasted with assessments for parks and recreation, or even open space, as addressed in *Silicon Valley*, because fire services are provided directly to individual parcels in the form of fire prevention and suppression; by contrast, property owners must travel from their properties to dispersed locations to fully enjoy the benefits of parks and open space.

In summary, real property located within the boundaries of the proposed Assessment District distinctly and directly benefits from increased safety and protection of real property and human life in the Assessment District.

## Description of Special Benefit From Fire Protection Services

In order to allocate the assessments, the special benefit arising from the Services that will be provided to property in the Assessment District has been identified and described below. This special benefit must confer a direct advantage to the assessed properties; otherwise it would be general benefit, as described further in this report.

The following special benefit confers to residential, commercial, industrial, institutional, and other lots and parcels resulting from the improved fire protection and emergency response services that will be provided in the Assessment District. This special benefit is summarized as follows:

---

### **Increased safety and protection of real property assets for all property owners within the Assessment District.**

The proposed Assessments will fund improved fire suppression, prevention, protection and emergency response services, and thereby can significantly reduce the risk of property damage, human injury, or death associated with fires within the assessment District. Clearly, fire mitigation helps to protect and specifically benefits both improved properties and vacant properties in the Assessment District.

*"Fire is the largest single cause of property loss in the United States. In the last decade, fires have caused direct losses of more than \$120 billion and countless billions more in related cost."<sup>1</sup>*

*“Over 140,000 wildfires occurred on average each year, burning a total of almost 14.5 million acres. And since 1990, over 900 homes have been destroyed each year by wildfires.”<sup>2</sup>*

*“The strategies and techniques to address fire risks in structures are known. When implemented, these means have proven effective in the reduction of losses.”<sup>3</sup>*

The proposed improved fire suppression, prevention, protection, and emergency response services support this special benefit by providing West Plainfield FPD with the needed resources to protect real property from uncontrolled fires.

The proposed increased firefighting staffing supports this special benefit by providing needed personnel resources. For instance, current OSHA regulations require that two firefighters remain outside a structure during an emergency response to a structure fire, while two firefighters may enter. *(This OSHA Policy is documented as United States Department of Labor - Occupational Safety and Health Administration — OSHA Regulation “2 in 2 out”— The “2In/2 Out” policy is part of paragraph (g)(4) of OSHAs revised respiratory protection standard, 29 CFR 1910.134.)*

This “2 in, 2 out” requirement places significant limitations on West Plainfield FPD’s ability to respond to structure fires, particularly when second and third calls are made. The proposed assessment would allow West Plainfield FPD to optimize staffing levels and respond with the industry standard of “3 on an initial response” on significantly more emergency calls. Properties receive direct special benefit from the increased staffing because the increase in staffing in turn increases the likelihood that property and life will be protected. For example, if only two firefighters are available to respond to a structure fire, no firefighter would be allowed to enter the structure –significantly delaying critical fire suppression activity.

The increased firefighting staffing specifically satisfies the strict legal requirements of the *Silicon Valley* decision in that these Services are clearly defined, are available to and will be directly provided to all benefited property, and will provide a direct advantage that would not be received in the absence of the assessment.

## General Versus Special Benefit

Article XIII D of the California Constitution requires any local agency proposing to increase or impose a benefit assessment to “separate the general benefits from the special benefits conferred on a parcel.”

In other words:

$\textit{Total Benefit} = \textit{General Benefit} + \textit{Special Benefit}$
--

The rationale for separating special and general benefits is to ensure that property owners subject to the benefit assessment are not paying for general benefits. The assessment, therefore, can fund special benefits but cannot fund general benefits.

Please note that the property owners of the parcels subject to the assessment *should not* and *cannot* be required to pay for the general benefits arising from the proposed service and equipment improvements – this is an essential assessment-payer-protection requirement of all Proposition 218–compliant assessments. In order to clearly and overwhelmingly satisfy this important requirement, the general benefit has been calculated in each step favoring its reasonable maximum to totally avoid any possibility that the total general benefit to be funded from other sources is under-calculated.

There is no statutory formula to calculate, quantify and separate general benefit in support of benefit assessment analysis. General benefits are benefits from improvements or services that are not special in nature, are not “particular and distinct,” and are not “over and above” benefits received by other properties, or the public at large. *Silicon Valley* provides some clarification by indicating that general benefits provide “an indirect, derivative advantage” and are not necessarily proximate to the improvements. Again, in this Report, the general benefit is generously estimated and described, and then budgeted so that it is funded by sources other than the assessment. Although there is not an industry standard for this general benefit calculation, the three-component (plus an adjustment for emergency medical) approach shown in the formula below has been the most-widely used.

$\begin{aligned} & 1.) \textit{Benefit to Real Property Outside the Assessment District} \\ + & 2.) \textit{Benefit to Real Property Inside the Assessment District that is} \\ & \textit{Indirect and Derivative} \\ + & 3.) \textit{Benefit to the Public at Large} \\ + & \textit{(Adjustment for Emergency Medical Services)} \\ \hline = & \textit{General Benefit} \end{aligned}$
---

Special benefit, on the other hand, is defined in the California Constitution as “a particular and distinct benefit over and above general benefits conferred on real property located in the district or to the public at large.” The *Silicon Valley* decision indicates that a special benefit is conferred to a property if the property “receives a direct advantage from the improvement (e.g., proximity to a park).” In this assessment, as noted previously, the improved Services are available when needed to all properties in the Assessment District, so the overwhelming proportion of the benefits conferred to property is special, and the benefits are only minimally received by property outside the Assessment District or the public at large.

## Calculating General Benefit

This section provides a measure of the general benefits from the assessments.

### 1.) Benefit to Property Outside the Assessment District

Properties within the Assessment District receive almost all of the special benefits from the Services because the Services will be provided solely in the Assessment District boundaries. (It should be noted that the Services may, at times, be used outside the West Plainfield FPD boundaries. However, this use is part of a mutual aid agreement and is offset, at least in part, by the provision of Services by other outside agencies within the Assessment District boundaries.)

Properties proximate to, but outside of, the boundaries of the Assessment District receive some benefit from the proposed Services due to some degree of indirectly reduced fire risk to their property. Specifically, the parcels immediately contiguous to West Plainfield FPD’s boundaries enjoy a reduction to the possibility of a fire “jumping” from an adjacent structure (within the West Plainfield FPD boundaries) because West Plainfield FPD controls structure fires within its boundaries. Because West Plainfield FPD’s primary role is directed towards structure fires, as opposed to wildland fires, and structure fires generally “jump” more slowly, it is reasonable to only consider the directly adjacent, but outside, parcels. These are estimated to receive some benefit relative to parcels within the Assessment District, but they do not directly receive the improved fire protection resulting from the Services funded by the Assessments.

At the time the Assessment was proposed, the Engineer of Work, using the Geographic Information Systems, quantified the number of parcels proximate to the Assessment District boundary but outside the Assessment District, and thereby determined that there were approximately 84 directly adjacent properties. Further consideration of the types, use, location and other attributes of the outside but proximate parcels is not warranted due to numeric insignificance, and would not materially increase the accuracy of this analysis:



*84 parcels outside West Plainfield FPD but proximate to the District Boundaries*

*423 parcels in the Assessment District.*

**Calculation:**

*General Benefit to Property Outside the Assessment District =*

*$84 / (423+84) = 16.57\%$ : ~ rounded to **17.0%***

It can reasonably be argued that properties protected inside, but near the Assessment District boundaries, are offset by similar fire protection provided outside, but near, the Assessment District's boundaries, through mutual aid agreements. However, this analysis uses the more generous approach of finding that 17.0% of the Services may be of general benefit to property outside the Assessment District, and cannot be funded by this assessment.

---

## **2.) Benefit to Property Inside the District that is *Indirect and Derivative***

In determining the proposed Assessment District area, West Plainfield FPD has been careful to only include parcels that will directly receive the benefit of the improved Services. All parcels will directly benefit from the use of the improved Services throughout the Assessment District in order to maintain the same improved level of fire suppression and protection throughout the area. Fire protection and suppression will be provided as needed throughout the area. The shared special benefit - reduced severity and number of fires - would be received on an equivalent basis by all parcels in the Assessment District due to the proposed increased funding. Furthermore, all parcels in the Assessment District would directly benefit from the ability to request or receive service from West Plainfield FPD and to have a West Plainfield FPD resource promptly respond directly to the parcel and address the owner's or resident's service need.

The *Silicon Valley* decision indicates that the fact that a benefit is conferred throughout the Assessment District area does not make the benefit general rather than special, so long as the Assessment District is narrowly drawn and limited to the parcels directly receiving shared special benefits from the service. This concept is particularly applicable in situations involving a landowner-approved assessment-funded extension or improvement of a local government service to benefit lands. This Report therefore concludes that, other than the general benefit to properties outside the Assessment District (discussed above) and to the public at large (discussed below), the general benefit from the fire protection services that is "indirect and derivative" is negligible.

---

### **3.) Benefit To The Public At Large**

Because the Services directly serve and benefit all of the property in the Assessment District, any general benefit conferred on the public at large would be small.

The public at large uses the public highways, and when traveling in and through the Assessment District the public may benefit from the services without contributing to the assessment. Although the protection of this critical infrastructure is certainly a benefit to all the property within West Plainfield FPD, this protection is arguably “indirect and derivative” and possibly benefits people rather than property. A fair and appropriate measure of the general benefit to the public at large therefore is the amount of highway and throughway street area within the Assessment District relative to the overall land area. An analysis of maps of the Assessment District shows that approximately 1.17% of the land area in the Assessment District is covered by highways and throughway streets.

A 2.0% contribution therefore is a generous, fair and appropriate measure of the general benefit to the public at large within the Assessment District and cannot be funded by this assessment.

---

### **Adjustment to Account for Emergency Medical Services as General Benefit**

For the purposes of this Report, an additional adjustment has been made to the general benefits calculation to account for general benefits that may result from the District’s rescue and emergency medical services (“EMS”) associated with the proposed Services. *(Limitations on the appropriateness of Proposition 218-compliant assessments to fund EMS is still debated - in any case, this assessment does not include funding for EMS).* This assessment is designed to provide funding for fire protection and emergency response services, including fire-related and non-fire-related rescue and associated medical services. However, it is not designed to fund typical, non-fire/non-rescue medical calls (e.g., a cardiac arrest medical call).

West Plainfield FPD is authorized to provide EMS in addition to its primary responsibility of fire prevention and suppression. In fact, a significant portion of West Plainfield FPD’s emergency service calls are associated with providing EMS. Nonetheless, the largest portion by far of the costs associated with operating West Plainfield FPD is support for fire suppression services as illustrated in Table 4, below.

Incremental costs associated with non-fire/non-rescue emergency medical service include almost exclusively the operating costs associated with transportation to such calls such as fuel and maintenance. For further clarification, these are costs that are only incurred because of EMS, and do not include fixed costs such as personnel who would be on active duty in any case as well (as the associated training), and would therefore be incurred in any event in satisfying West Plainfield FPD’s primary responsibility of fire protection and suppression.

Evaluation of the transportation associated with non-fire/non-rescue emergency medical calls for several similar fire districts in California indicates that typically around 2% of overall operating costs are for such calls. An analysis of West Plainfield FPD’s actual additional costs for non-fire/non-rescue emergency medical calls is shown in Table 4, below, and supports an adjustment of 1.2%. This adjustment has generously been rounded up to 2%.

**Table 4 – Emergency Medical Expenses Versus Overall Budget**

<b>Emergency Medical Expenses</b>	<b>Annual Costs</b>
EMS Fuel Cost	\$5,035.71
EMS Apparatus Operations and Maintenance Cost	\$3,465.91
EMS Supplies and Equipment	\$1,000.00
Annual EMS Training and Certification Costs	\$2,000.00
<b>Total EMS Cost (a)</b>	<b>\$11,501.63</b>
Total Budget from Table 4 (b)	<b>\$943,226.00</b>
Percentage of Total Budget on Emergency Medical (a/b)	<b>1.2%</b>

The proposed assessment, as indicated through this Report, will exclusively fund special benefits conferred upon the properties within West Plainfield FPD boundaries, while EMS is directly funded from West Plainfield FPD through non-assessment sources including property taxes. For purposes of this Report, EMS costs over and above those necessary for fire suppression have been treated as general benefits, and it is conceded that these general benefits may exist at the same percentage for the proposed Services as with the existing baseline services. Therefore, it can be concluded that West Plainfield FPD’s services are 1.2% general as a result of providing EMS services; The engineer is requiring a 2% adjustment for this component.

## Summary of General Benefits

Using a sum of the measures of general benefit for the public at large and land outside the Assessment Area, we find that approximately 21% of the benefits conferred by the proposed Fire Protection and Emergency Response Assessment may be general in nature and must therefore be funded by sources other than the assessment.

### **General Benefit Calculation**

17.0% (1. Outside the Assessment District - Adjacent parcels)  
+ 0.0% (2. "Indirect and Derivative" Property within the Assessment District)  
+ 2.0% (3. Public at Large)  
= 19.0% (Subtotal of General Benefit)

+ 2.0% (Emergency Medical Adjustment)

=**21.0%** (Total of General Benefits)

The Assessment District's total budget for 2024-25 is \$943,226. Of this total assessment budget amount, the District will contribute at least \$541,110 which is more than 57% of the total budget from sources other than this proposed assessment including dedicated property taxes and the existing benefit assessment. This contribution constitutes significantly more than the 21% general benefits estimated by the Assessment Engineer, which must be paid for by non-assessment sources.

## Zones of Benefit

The Assessment District has been narrowly drawn. The assessments will fund improved fire protection services relatively uniformly throughout the Assessment District. Properties of similar type will receive essentially equivalent types of special benefit with reasonable, parcel-by-parcel adjustments for fire hazard zone and proximity to fire stations (as explained later in the Method of Assessment section), and no broad, widespread Zones of Benefit are needed. Instead, each parcel is subject to geographic factors, acting as effective individual mini-zones.

The Assessment Area is extremely rural, and includes a patchwork of areas of moderate fire risk. Further, travel by roadway throughout the Assessment Area is very limited, and travel times from stations to specific parcels vary greatly. Accordingly, in lieu of traditional Zones of Benefits, the specific benefit of each parcel is individually calculated and adjusted for both fire risk zone and response travel time.

## Assessment Apportionment

The Assessment Engineer determined that the appropriate method of assessment should be based on the type of property, the relative risk of fire by type of property, the relative fire hazard zone factor, the relative travel time factor, the relative size of the property, and the relative damage value (replacement cost) of fires by property type. This method is further described below.

## Method of Assessment

The next step in apportioning assessments is to determine the relative special benefit for each property. This process involves determining the relative benefit received by each property in relation to a "benchmark" property, a single family detached dwelling on one parcel (one "Single Family Equivalent Benefit Unit" or "SFE").

This SFE methodology is commonly used to distribute assessments in proportion to estimated special benefits and is generally recognized as providing the basis for a fair and appropriate distribution of assessments. In this Report, all properties are assigned an SFE value, which is each property's relative benefit in relation to the benefit received by a single family home on one parcel.

The relative benefit to properties from fire related services is:

### Equation 1 – Relative Special Benefit to Properties

**Special Benefit =**

$$\Sigma(\text{Fire Risk Factors}) * \Sigma(\text{Structure Replacement Factors}) * \Sigma(\text{Location/Topography Factors})$$

Simply put, the special benefit conferred to property is the product of the fire risk, the structure replacement costs and the location and topographic factors.

Typically, the development of the rate methodology for fire assessments is based upon fire risk and structure value. However, in this case, due to the particular nature of West Plainfield FPD fire hazards and terrain, two additional factors (Fire Hazard Zone and Proximity Travel Time) were added in support of a uniquely rigorous and detailed, parcel-by-parcel development of rate and assessment.

For example, by this formula, a hypothetical parcel used for a high fire risk operation (i.e., a fireworks factory), with high value structures, in a high fire hazard zone and very close to a fire station, receives a high amount of special benefit. Conversely, a vacant lot not in a high fire hazard area and a long way from a fire station would receive far less special benefit. It follows that the special benefit, and accordingly, the assessment amount, should be calculated and assigned consistent with this logic.

---

### Overview of Approach

Each parcel is evaluated and the special benefit is calculated using 4 attribute criteria:

Risk and Replacement Factors:

- |                                 |               |
|---------------------------------|---------------|
| 1.) Fire Risk                   | (see Table 5) |
| 2.) Structure Replacement Value | (see Table 6) |

These factors are summarized in Table 7

Location and Topography Adjustments:

- |   |               |
|---|---------------|
| 3.) Location and Topography - Hazard Zone             | (see Table 8) |
| 4.) Location and Topography - Proximity (Travel Time) | (see Table 9) |

---

### Overview of Normalization in Adjustments in Multi-Attribute Analysis

One of the greatest engineering challenges in modeling and calculating special benefit on a specific parcel is the need to balance the effect of various attributes in a multi-attribute analysis. In this case, the special benefit method of apportionment is based upon four different attributes and each must be “weighted” to affect the overall special benefit calculation in a reasonable way, commensurate with their effect on the overall special benefit. The general approach taken is to adjust each attribute value towards a reasonable proportion of 1, such that it is consistent with the base unit of 1 Single Family Equivalent. See the “Area Adjustment Factor” used in Table 6 and the Impact Factor used in Tables 8 and 9.

---

### 1.) Fire Risk Factors

This fire risk is based upon the specific parcel type and use, including use of structure (e.g., used for cooking), type of structure (centralized heating), etc.

In 2021, the National Fire Protection Association (“NFPA”), one of the preeminent authorities on fire protection in the United States, published the Structure Fires by Occupancy 2015-2019 Annual Averages Report. This report comprehensively tabulates the number of fires for each classification of property type within the United States from 2015-2019, and serves as a reasonable and rational basis to determine fire risk.

The percent of fires for each property is then divided by the total number of that property type to determine un-normalized fire risk factors. Finally, the risk factors are normalized based upon a factor of 1.00 for a single family property. Table 5 below tabulates the Fire Risk Factors for each property type.

**Table 5 – Normalized Fire Risk Factors**

<b>Property Type</b>	<b>Percentage of Study Units(a)</b>	<b>Percentage of Fires(b)</b>	<b>Risk Factor(b/a)</b>	<b>Normalized Risk Factor</b>
Single Family	68.4%	52.5%	0.7674	1.0000
Multi-Family	13.1%	23.9%	1.8294	2.3839
Commercial/Industrial	3.4%	14.9%	4.3716	5.6967
Office	0.6%	0.7%	1.2228	1.5934
Storage	0.5%	4.9%	10.6702	13.9045
Parking Lot <sup>(1)</sup>	NA	NA	0.0000	0.2151
Vacant	11.7%	1.9%	0.1651	0.2151
Agriculture	1.7%	1.2%	0.6983	0.9099
Range Land & Open Space	0.8%	0.1%	0.0837	0.1090

Structure Fires by Occupancy 2015-2019 Annual Averages, NFPA, and an analysis of the percentage of properties by property type in the State of California by SCI

(1) This study did not provide sufficient analysis to develop risk factors for parking lots, so the vacant property type is used as a proxy.

The effect of installed fire sprinklers on the special benefit received from the proposed services must be tempered by the fact that many factors including fire type, weather, roofing material, building materials response time, defensible space, use of working smoke detectors, type of windows, maintenance of sprinkler system, etc. likely more significantly affect fire protection. These factors are incorporated into our analysis. Sprinklers have been required for commercial parcels for many years, so that element is already incorporated into our risk analysis. However, more recently, sprinklers for new and renovated residential structures have become required. Special cases will be considered as part of the standard appeals process described later in this Report.

---

## 2.) Structure Replacement Value Factors

The relative value of different property types was evaluated within the District to determine the Structure Replacement Value Factor according to the following formula:

### Equation 2 – Structure Replacement Value Factors

**Structure Replacement Value =**

Normalized: [(((Structure Weighting Factor \* (Average Improved Value)) +

((Land Weighting Factor \* (Average Land Value)))] \* Area Adjustment Factor



Where:

- “Structure Weighting Factor” = 10 to “weight” relative importance of structure over land.
- “Average Improved Value” is average of value of all structures and improvements.
- “Normalized:[ ]” process is required to adjust the Structure Replacement Value factor as compared to a Single Family property type. The calculated structure replacement value for a specific property type is divided by the structure replacement value for a single family property type – and then it is multiplied by the area adjustment factor.
- Area Adjustment Factor adjusts for various average parcel size as compared to an average single family residence and only affects multi-family parcels for the service area. Hence, the adjustment factor is 0.42 for multi-family parcels and 1.0 (e.g. no effect) for all other property use types.
- “Land Weighting Factor” = 1
- “Average Land Value” is average of value of all land per property type

Table 6 on the next page is a tabulation of the structure replacement values for each property type as defined by Equation 2, on the previous page.

**Table 6 – Structure Replacement Factors**

Property Type	Average Improvement Values (a)	Average Land Values (b)	Adjusted, Weighted Normalized Replacement Value Factor	Unit
Single Family	\$285,614	\$160,715.91	1.0000	each
Multi-Family	\$120,073	\$48,350.58	0.1741	res unit
Commercial/Industrial	\$379,539	\$142,183.00	1.3052	acre
Office	\$351,315	\$197,932.00	1.2301	acre
Storage	\$110,620	\$78,883.00	0.3928	acre
Parking Lot	\$248,376	\$84,928.00	0.8514	acre
Vacant	\$32,533	\$124,063.00	0.6223	each
Agriculture	\$7,380	\$10,377.00	0.0279	acre
Range Land & Open Space	\$3,919	\$1,889.00	0.0136	acre

- (a) and (b) values derived from an analysis of the 2022 Yolo County Assessor records.

**Summary of Risk and Replacement Factors**

Per Equation 1, the relative special benefit for each property type (the “SFE” or “Single Family Equivalent” Benefit Units) is determined as the product of the normalized Fire Risk Factors and the normalized Structure Replacement Value Factors. Table 7, below, summarizes the benefit for each property type.

Note that to derive an actual Assessment amount, each of these values needs to be then multiplied by the parcel specific Fire Hazard Zone Risk Factors and Proximity (Travel Time) Risk Factors in Tables 8 and 9, below.

**Table 7 – Benefit Summary per Property Type**

Property Type	Fire Risk Factors	Replacement Cost Factors	SFE Factors	Unit
Single Family	1.0000	1.0000	1.0000	each
Multi-Family	2.3839	0.1741	0.4149	res unit
Commercial/Industrial	5.6967	1.3052	7.4352	acre
Office	1.5934	1.2301	1.9601	acre
Storage	13.9045	0.3928	5.4620	acre
Parking Lot	0.2151	0.8514	0.1831	each
Vacant	0.2151	0.6223	0.1339	each
Agriculture	0.9099	0.0279	0.0254	acre
Range Land & Open Space	0.1090	0.0136	0.0015	acre

**Residential Properties**

All improved residential properties with a single residential dwelling unit are assigned one Single Family Equivalent or 1.0 SFE. Residential properties on parcels that are larger than one acre receive additional benefit and are assigned additional SFEs on an “Agricultural/Rangeland” basis. Detached or attached houses, zero lot-line houses and town homes are included in this category.

Properties with more than one residential unit are designated as multi-family residential properties. These properties benefit from the Services in proportion to the number of dwelling units that occupy each property. The relative benefit for multi-family properties was determined per Equation 1 to be 0.4149 SFEs per residential unit. This rate applies to condominiums as well.

---

### **Commercial/Industrial & Office Properties**

Commercial and industrial properties are assigned benefit units per acre, since there is a relationship between parcel size, structure size and relative benefits. The relative benefit for commercial and industrial properties was determined per Equation 1 to be 7.4352 SFEs per acre. The relative benefit for office properties was determined per Equation 1 to be 1.9601 SFEs per acre.

---

### **Vacant and Undeveloped Properties**

The relative benefit for vacant properties was determined per Equation 1 to be 0.1339 SFEs per parcel. The relative benefit for stand-alone parking lots was determined per Equation 1 to be 0.1831 SFEs per parcel.

---

### **Rangeland & Open Space Properties**

The relative benefit for range land & open space properties was determined per Equation 1 to be 0.0015 SFEs per acre. (This group includes TPZ parcels.)

---

### **Agricultural Properties**

The relative benefit for agricultural properties requires additional analysis, as required by Government Code 50078 *et seq* and the unique aspects of agricultural properties within the boundaries. This analysis considered how agricultural operations may mitigate risk, onsite or proximate water availability, response time, capability of the fire suppression service, and any other factors which reflect the benefit to the land resulting from the fire suppression service provided. Agricultural properties have been analyzed for fire risk and replacement cost per Equation 1. The relative benefit for agricultural properties was determined per Equation 1 to be 0.0254 SFEs per acre.

---

### **Other Properties**

Properties that do not fit within the major categories described above have been individually reviewed and the special benefit has been individually calculated. These properties are primarily mixed-use properties with the relative special benefit calculated from the relative proportion of each of the underlying property uses.

Article XIID, Section 4 of the California Constitution states that publicly owned properties shall not be exempt from assessment unless there is clear and convincing evidence that those properties receive no special benefit.

All public properties that are specially benefited are assessed. Publicly owned property that is used for purposes similar to private residential, commercial, industrial or institutional uses is benefited and assessed at the same rate as such privately owned property.

Miscellaneous, small and other parcels such as roads, and right-of-way parcels typically do not have significant risk of fire damage. Moreover, for common area parcels, the fire benefits are assigned to the other improved parcels in the project that share common ownership of the common area. These miscellaneous parcels receive minimal benefit from the Services and are assessed an SFE benefit factor of 0.

---

### 3.) Fire Hazard Zone Risk Factors

CAL FIRE works with local agencies to study various fire risk factors throughout rural California including terrain, vegetation, fuel load, wind, weather, etc. and designates specific geographic areas according to fire risk. Within the Assessment Area certain areas are designated as Very High, High, or Moderate as well as areas that do not fall into any of these zones (“None”). Accordingly, parcels receive higher special benefit from the fire protection and emergency response services if they are higher risk zones.

Refer to Appendix A for a diagram of the Fire Hazard Areas in West Plainfield FPD.

Table 8 shows the normalized Fire Hazard Risk Factor for each fire risk zone.

**Table 8 – Fire Hazard Zone Risk Factors**

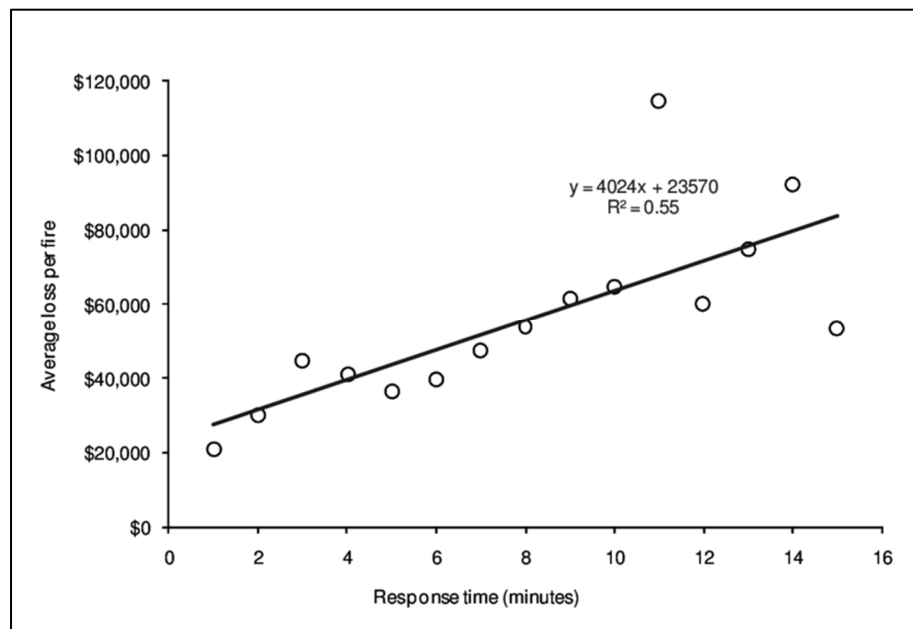
Fire Hazard Zone	Score	Impact Effect	Normalized Fire Hazard Zone Factor
Very High	2	120	1.20
High	1.2	112	1.12
Moderate	1	110	1.10
None	0	100	1

The Score is relative special benefit conferred for each risk zone. The Impact Factor is the relative weight for this risk factor on the overall special benefit calculation, and is the Score multiplied by 10 and added to the base value of 100.

#### 4.) Proximity (Travel Time) Risk Factors

Timely response is a critical factor in responding to emergency calls to ensure the safety of people and protection of property. Numerous studies have confirmed this well-established understanding and the results of one such study is included with this Report. The graph below shows the linear function relationship ranking between response time and loss in dollars. Accordingly, parcels that are closer to a fire station require a shorter travel time for response, and receive a higher level of special benefit than parcels with a longer travel time.

Travel Time versus Property Loss



Source: Neil Challands "The Relationships Between Fire Service Response Time and Fire Outcomes," Fire Technology, July 2010.

Travel time from the closest of the three fire stations to each parcel was calculated and analyzed using Geographical Information Systems.

Refer to Appendix B for a diagram of the Response Areas Travel Time in West Plainfield FPD.

Table 9 below shows the relative normalized value of travel time.

**Table 9 – Travel Time Premium Factor**

Travel Time	Score (\$)	Impact Effect	Normalized Travel Time Factor
<3	43,690	138	1.15
3 to 6	63,810	126	1.05
6 to 8	83,930	120	1.00
8 to 10	104,050	116	0.97
10+	124,170	114	0.95

### Assessments Calculation

Each parcel’s assessment is calculated by multiplying the assessment rate by the SFE benefit factor (Table 7), fire hazard zone factor (Table 8) and travel time premium factor (Table 9):

#### Example Calculations

**Case #1:** Single Family Residence in High Very Hazard Zone with a 3-6 minute Travel Time

Assessment Rate = Annual Base SFE Rate \* 1.000 (from table 7) \* 1.20 (from table 8)

\* 1.05 (from table 9) = 1.26 \* Annual Base SFE Rate

**Case #2:** Single Family Residence in Moderate Hazard Zone with an 10+ minute Travel Time

Assessment Rate = Annual Base SFE Rate \* 1.000 (from table 7) \* 1.10 (from table 8)

\* 0.95 (from table 9) = 1.045 \* Annual Base SFE Rate

**Case #3:** Commercial Property on 2 Acres in High Very Hazard Zone with a 3–6 minute Travel Time

Assessment Rate = Annual Base SFE Rate \* 7.4352 (from table 7) \* 2 acres\* 1.20 (from table 8) \* 1.05 (from table 9) = 18.7367 \* Annual Base SFE Rate

**Case #4:** Vacant Lot in a Moderate Hazard Zone with a <3 minute Travel Time

Assessment Rate = Annual Base SFE Rate \* .1339 (from table 7) \* 1.10 (from table 8)

\* 1.15 (from table 9) = 0.1694\* Annual Base SFE Rate

Annual Base SFE Rate = \$219.66 for 2024-25

## **Appeals of Assessments Levied to Property**

Any property owner who feels that the assessment levied on the subject property is in error as a result of incorrect information being used to apply the foregoing method of assessment or for any other reason, may file a written appeal with the West Plainfield FPD Fire Chief, or his or her designee. Any such appeal is limited to correction of an assessment during the then current fiscal year. Upon the filing of any such appeal, the Chief, or his or her designee, will promptly review the appeal and any information provided by the property owner. If the Chief, or his or her designee, finds that the assessment should be modified, the appropriate changes shall be made to the assessment roll. If any such changes are approved after the assessment roll has been filed with the County for collection, the Chief, or his or her designee, is authorized to refund to the property owner the amount of any approved reduction. Any dispute over the decision of the Chief, or his or her designee, shall be referred to the West Plainfield FPD Board of Directors; the decision of the Board shall be final.

## **Additional Background on Relative Benefit**

When property owners decide how to cast their ballot for a proposed assessment, each property owner should weigh the perceived value of the Services proposed to them and their property against the proposed cost of the assessment to their property. If property owners of a certain type of property are either opposed or in support of the assessment in much greater percentages than owners of other property types, this is an indication that, as a group, these property owners perceive that the proposed assessment has relatively higher or lower “utility” or value to their property relative to owners of other property types. One can also infer from these hypothetical ballot results, that the apportionment of benefit (and assessments) was too high or too low for that property type. In other words, property owners, by their balloting, ultimately indicate if they perceive the special benefits to their property to exceed the cost of the assessment, and, as a group, whether the determined level of benefit and proposed assessment (the benefit apportionment made by the Assessment Engineer) is consistent with the level of benefits perceived by the owners of their type of property relative to the owners of other types of property.

## Criteria and Policies

This sub-section describes the criteria that shall govern the expenditure of assessment funds and ensures equal levels of benefit for properties of similar type. The criteria established in this Report cannot be substantially modified; however, the Board may adopt additional criteria to further clarify certain criteria or policies established in this Report, or to establish additional criteria or policies that do not conflict with this Report.

## Duration of Assessment

It is proposed that the Assessment be levied for fiscal year 2024-25 and continued every year thereafter, so long as the risk of fire on property in the Assessment District remains in existence and West Plainfield FPD Fire requires funding from the Assessment for improved fire protection and suppression services. As noted previously, if the Assessment and the duration of the Assessment are approved by property owners in an assessment ballot proceeding, the Assessment can be imposed and continued annually after the Board approves an annually updated budget and rate for the Assessment. In addition, the Board must hold an annual public hearing to continue the Assessment.



## Assessment

**WHEREAS**, the Board of Commissioners of the West Plainfield Fire Protection District formed the Fire Protection and Emergency Response Services Assessment District and is proceeding with the proposed levy of assessments under California Government Code sections 50078 et seq. (the “Code”) and Article XIIIID of the California Constitution (the “Article”);

**WHEREAS**, the undersigned Engineer of Work has prepared and filed a report presenting an estimate of costs, a diagram for the Assessment District and an allocation of the estimated costs of the Services upon all assessable parcels within the Assessment District;

**NOW, THEREFORE**, the undersigned hereby recommends the following assessment to cover the estimated cost of said Services, including incidental costs.

The amount to be paid for said Services and the expense incidental thereto, to be paid by the Assessment District for the fiscal year 2024-25 is generally as follows:

**Table 10– Summary Cost Estimate**

FISCAL YEAR 2024-25 BUDGET			
	Total for Servicing	\$943,226	
	Contribution from Revenue from Other Sources	(\$541,110)	
	Contribution to / (from) Reserve Fund	(\$159,660)	
	Total Allowance for Collections	\$396	
	Total Fire Suppression & Protection Services Budget	\$242,852	

An Assessment Diagram is hereto attached and made a part hereof showing the exterior boundaries of said Assessment District. The distinctive number of each parcel or lot of land in said Assessment District is its Assessor Parcel Number appearing on the Assessment Roll.

I do hereby assess and apportion said net amount of the cost and expenses of said Services, including the costs and expenses incident thereto, upon the parcels and lots of land within said Assessment District, in accordance with the special benefits to be received by each parcel or lot, from the Services, and more particularly set forth in the Cost Estimate and Method of Assessment hereto attached and by reference made a part hereof.

The maximum authorized assessment rate is equal to the maximum assessment rate in the previous fiscal year adjusted annually by the change in the CPI or by 5%, whichever is less. Based on the preceding annual adjustments, the maximum possible assessment rate for Fiscal Year 2023-24 was \$219.66 per single family equivalent benefit unit. The annual change in the San Francisco Bay Area Consumer Price Index from December 2022 to December 2023 was 2.62%. The maximum authorized assessment rate for Fiscal Year 2024-25 shall not be increased. The estimate of cost and budget in this Engineer's Report proposes assessments for fiscal year 2024-25 at the rate of \$219.66 per single family equivalent benefit unit.

Each parcel or lot of land is described in the Assessment Roll by reference to its parcel number as shown on the Assessor's Maps of Yolo County for the fiscal year 2024-25. For a more particular description of said property, reference is hereby made to the deeds and maps on file and of record in the office of the County Recorder of Yolo County.

I hereby place opposite the Assessor Parcel Number for each parcel or lot within the Assessment Roll, the amount of the assessment for the fiscal year 2024-25 for each parcel or lot of land within the said Assessment District.

Dated: May 28, 2024

Engineer of Work



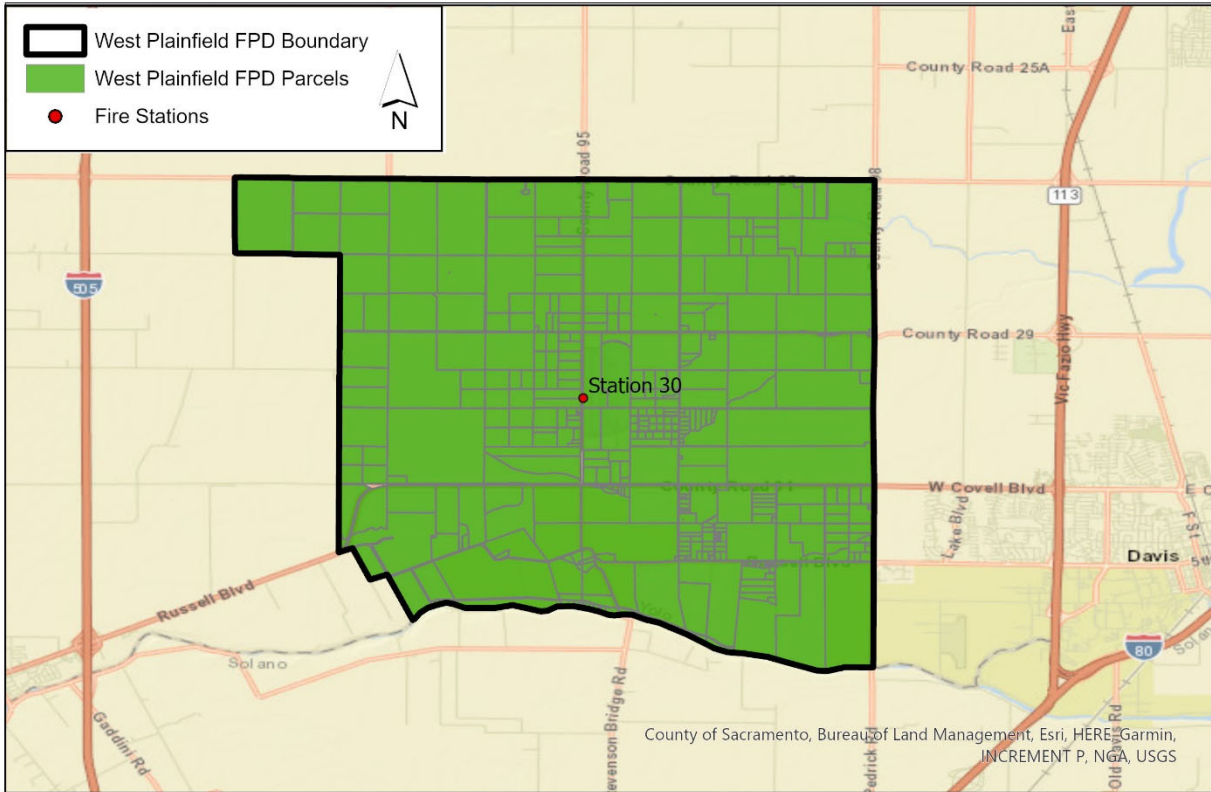
By

A handwritten signature in blue ink, appearing to read "John W. Bliss", written over a horizontal green line.

John W. Bliss, License  
No. C052091

## Assessment Diagram

The Assessment District includes all properties within the boundaries of the Fire Protection and Emergency Response Services District. The boundaries of the Assessment District are displayed on the following Assessment Diagram. The lines and dimensions of each lot or parcel within the Assessment District are those lines and dimensions as shown on the maps of the Assessor of Yolo County, and are incorporated herein by reference, and made a part of this Diagram and this Report.



FILED IN THE OFFICE OF THE FIRE CHIEF OF THE WEST PLAINFIELD FIRE PROTECTION DISTRICT, COUNTY OF YOLO, CALIFORNIA, THIS \_\_\_\_\_ DAY OF \_\_\_\_\_, 20\_\_.

\_\_\_\_\_  
CLERK OF THE BOARD

RECORDED IN THE OFFICE OF THE FIRE CHIEF OF WEST PLAINFIELD FIRE PROTECTION DISTRICT, COUNTY OF YOLO, CALIFORNIA THIS \_\_\_\_\_ DAY OF \_\_\_\_\_, 20\_\_.

\_\_\_\_\_  
CLERK OF THE BOARD

Note:  
REFERENCE IS HEREBY MADE TO THE MAPS AND DEEDS OF RECORD IN THE OFFICE OF THE ASSESSOR OF THE COUNTY OF YOLO FOR A DETAILED DESCRIPTION OF THE LINES AND DIMENSIONS OF ANY PARCEL SHOWN HEREIN. THOSE MAPS SHALL GOVERN FOR ALL DETAILS CONCERNING THE LINES AND DIMENSIONS OF SUCH PARCELS. EACH PARCEL IS IDENTIFIED IN SAID MAPS BY ITS DISTINCTIVE ASSESSOR'S PARCEL NUMBER.

AN ASSESSMENT WAS CONFIRMED AND LEVIED BY THE BOARD OF COMMISSIONERS OF WEST PLAINFIELD FIRE PROTECTION DISTRICT, COUNTY OF YOLO, ON THE LOTS, PIECES AND PARCELS OF LAND ON THIS ASSESSMENT DIAGRAM ON THE \_\_\_\_\_ DAY OF \_\_\_\_\_, 20\_\_ FOR THE FISCAL YEAR 20\_\_ - \_\_\_\_ AND SAID ASSESSMENT DIAGRAM AND THE ASSESSMENT ROLL FOR SAID FISCAL YEAR WERE FILED IN THE OFFICE OF THE COUNTY AUDITOR OF THE COUNTY OF YOLO ON THE \_\_\_\_\_ DAY OF \_\_\_\_\_, 20\_\_. REFERENCE IS HEREBY MADE TO SAID RECORDED ASSESSMENT ROLL FOR THE EXACT AMOUNT OF EACH ASSESSMENT LEVIED AGAINST EACH PARCEL OF LAND.

\_\_\_\_\_  
CLERK OF THE BOARD

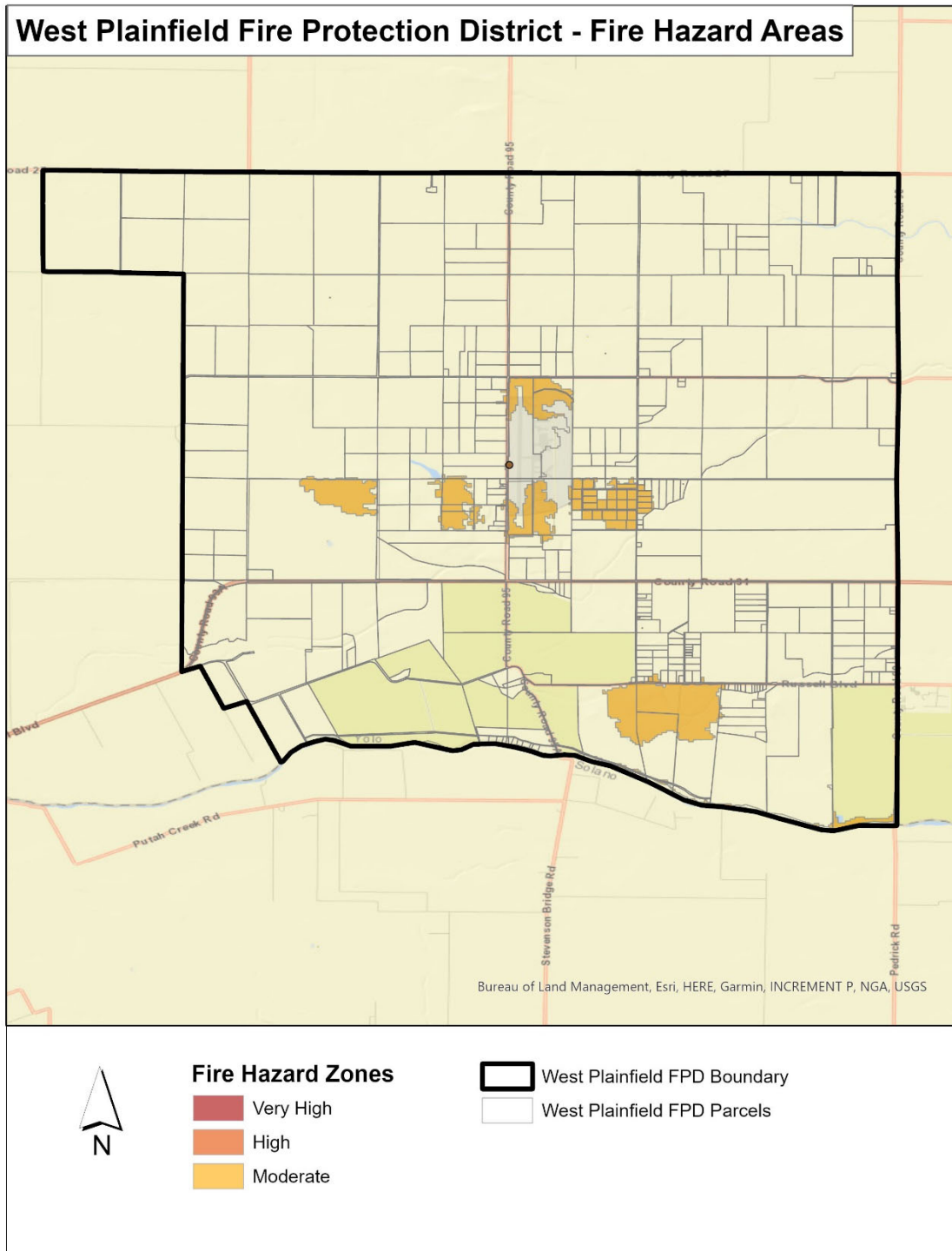
FILED THIS \_\_\_\_\_ DAY OF \_\_\_\_\_, 20\_\_ AT THE HOUR OF \_\_\_\_\_ O'CLOCK \_\_M. IN THE OFFICE OF THE COUNTY TAX COLLECTOR OF THE COUNTY OF YOLO, STATE OF CALIFORNIA, AT THE REQUEST OF THE BOARD OF WEST PLAINFIELD FIRE PROTECTION DISTRICT.

\_\_\_\_\_  
COUNTY TAX COLLECTOR, COUNTY OF YOLO

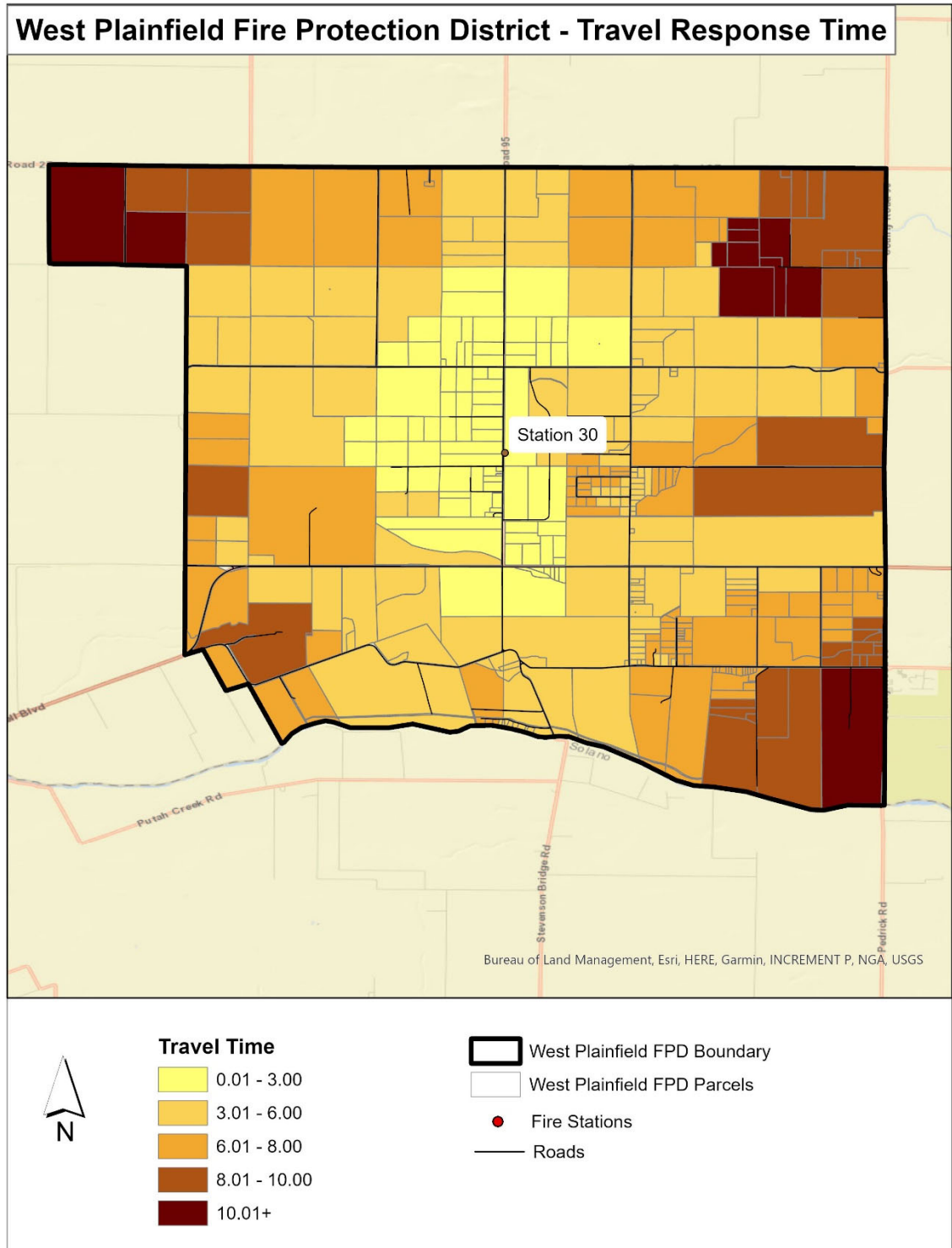
## West Plainfield Fire Protection District Fire Protection and Emergency Services Assessment Diagram

SCI Consulting Group  
4745 Mangels Blvd  
Fairfield, CA 94534  
707-430-4300

# Appendix A – Fire Hazard Areas Diagram



## Appendix B – Response Areas Travel Time Diagram



## Appendix C – Assessment Roll, Fiscal Year 2024-25

The Assessment Roll is made part of this report and is available for public inspection during normal office hours. Each lot or parcel listed on the Assessment Roll is shown and illustrated on the latest County Assessor records and these records are, by reference, made part of this Report. These records shall govern for all details concerning the description of the lots of parcels.

## End Notes

---

<sup>1</sup> Insurance Services Offices Inc. <http://www.rockwall.com/documents/fire/ISO.pdf>

<sup>2</sup> Institute for Business & Home Safety, "Protect Your Home Against Wildfire Damage," <http://www.ibhs.org/publications/view.asp?id=125>

<sup>3</sup> *ibid.*, p.2





## West Plainfield Fire Protection District

24901 County Road 95, Davis, CA 95616

(530) 756-0212

---

BEFORE THE BOARD OF FIRE COMMISSIONERS  
OF THE WEST PLAINFIELD FIRE PROTECTION DISTRICT

### RESOLUTION NO. 24-04

**A RESOLUTION APPROVING THE ENGINEER'S REPORT, CONFIRMING THE  
ASSESSMENT AND ORDERING THE CONTINUATION OF THE LEVY OF  
ASSESSMENTS FOR FISCAL YEAR 2024-25 FOR THE WEST PLAINFIELD  
FIRE PROTECTION DISTRICT, FIRE PROTECTION AND  
EMERGENCY RESPONSE SERVICES ASSESSMENT**

WHEREAS, on July 18, 2023 by Resolution No. 23-06, the West Plainfield Fire Protection District (the "District") Board of Fire Commissioners (the "Board") authorized the levy of assessments for the formation of a fire protection and emergency response services assessment district pursuant to Health and Safety Code section 13914, Government Code sections 50078—50078.20 and Cal. Const. art. XIID to provide improved fire suppression (also referred to as fire protection) services, as further described herein, for all the properties within the boundaries of the District; and

WHEREAS, such fire protection and emergency response services provide life and property protection and other special benefits to the public and properties within the areas of such services; and

WHEREAS, an assessment for Fire Protection and Emergency Response Services has been given the distinctive designation of the "Fire Protection and Emergency Response Services Assessment" (the "Assessment"), and is primarily described as encompassing the boundaries of the West Plainfield Fire Protection District; and

WHEREAS, the Assessment was authorized by an assessment ballot proceeding conducted in 2023 and approved by 58.87% of the weighted ballots returned by property owners, and such assessments were levied by the Board by Resolution No. 23-06, passed on July 18, 2023; and

WHEREAS, SCI Consulting Group, the Engineer of Work, prepared an engineer's report in accordance with Article XIID of the California Constitution and Section 50078, et seq., of the Government Code for the Assessment (the "Report"). The Report has been made, filed with the District and duly considered by the Board and is hereby deemed sufficient and approved. The Report shall stand as the Engineer's Report for all subsequent proceedings under and pursuant to the foregoing resolution.

Resolution 24-02

Page 2

WHEREAS, on June 5, 2024, this Board adopted Resolution No. 24-02 to continue to levy and collect Assessments for fiscal year 2024-25, preliminarily approving the Engineer's Report, and providing for notice of hearing on July 16, 2024, at the hour of 7:00 p.m. at the West Plainfield Fire Protection District offices, located at 24901 County Road 95, Davis, CA 95616.

WHEREAS, at the appointed time and place the hearing was duly and regularly held, and all persons interested and desiring to be heard were given an opportunity to be heard, and all matters and things pertaining to the continuation of Assessments were fully heard and considered by this Board, an all oral statements and all written protests or communications were duly heard, considered and overruled, and this Board there by acquired jurisdiction to order the continuation of assessments prepared by and made a part of the Engineer's Report to pay the costs and expenses thereof.

NOW, THEREFORE, BE IT RESOLVED by the BOARD OF COMMISSIONERS OF THE WEST PLAINFIELD FIRE PROTECTION DISTRICT AS FOLLOWS:

SECTION 1. The above recitals are true and correct.

SECTION 2. The public interest, convenience and necessity require that the assessments continue to be approved and collected.

SECTION 3. The Engineer's Report for the Assessment together with the proposed assessment roll for fiscal year 2024-25 is hereby confirmed and approved.

SECTION 4. That based on the oral and documentary evidence, including the Engineer's Report offered and received at the public hearing, the Board expressly finds and determines that: (a) each of the several lots and parcels of land subject to the Assessment will be specially benefited by the services to be financed by the assessment proceeds in at least the amount of the assessment apportioned against such lots and parcels of land, respectively; and (b) that there is substantial evidence to support , and the weight of the evidence preponderates in favor of, said finding and determination as to special benefit to property from the Fire Protection and Emergency Response Services to be financed with assessment proceeds.

SECTION 5. That assessments for fiscal year 2024-25 shall be levied at the rate of TWO HUNDERED AND NINETEEN DOLLARS AND SIXTY-SIX CENTS (\$219.66) per single-family equivalent benefit unit, as specified in the Engineer's Report for fiscal year 2024-25 with estimated total annual assessment revenues as set forth in the Engineer's Report; and

SECTION 6. That the Fire Protection and Emergency Response Services to be financed with assessment proceeds described in the Engineer's Report are hereby ordered.

SECTION 7. Immediately upon the adoption of this resolution, but in no event later than August 10th following such adoption, the Board shall file a certified copy of the Diagram

Resolution 24-02

Page 3

and Assessment and a certified copy of this resolution with the Auditor of Yolo County ("County Auditor"). Upon such filing, the County Auditor shall enter on the County assessment roll opposite each lot or parcel of land the amount of assessment thereupon as shown in the Assessment. The assessments shall be collected at the same time and in the same manner as County taxes are collected and all laws providing for the collection and enforcement of County taxes shall apply to the collection and enforcement of the assessments. After collection by the County, the net amount of the assessments, after deduction of any compensation due the County for collection, shall be paid to the West Plainfield Fire Protection District.

SECTION 8. All revenues from Assessments shall be deposited in a separate fund established under the distinctive designation of the West Plainfield Fire Protection District Fire Protection and Emergency Response Services Assessment.

SECTION 9. The Assessment, as it applies to any parcel, may be corrected, cancelled or a refund granted as appropriate, by order of the Board of Commissioners of the District. Any such corrections, cancellations or refunds shall be limited to the current fiscal year.

AYES:

NOES:

ABSENT:

---

JAMES McMULLEN  
President of the Board

ATTEST:

---

KYTIANA SAYER-PETERSON  
Clerk of the Board

# Fund/Account Trial Balance

Period 12\_2024

Accounting Entity 1000 - Yolo County

Fund 8061 - WEST PLAINFIELD FIRE PROTECTION DISTRICT

Budget Unit 238 - WEST PLAINFIELD FIRE PROTECTION DISTRICT

Cost Center All Cost Centers Top Level

Claiming Details All Dept Details Top Level

Revenue Source All Revenue Source Top Level

Account	Account Description	Beginning Balance	Activity	Activity CB
309999	UNASSIGNED	140,630.10	0.00	140,630.10
400100	PROPERTY TAXES-CURRENT SECURED	(362,108.90)	0.00	(362,108.90)
400101	PROPERTY TAXES-CURRENT UNSECURED	(27,701.35)	88.17	(27,613.18)
400111	PROPERTY TAXES-PRIOR UNSECURED	(408.60)	(13.78)	(422.38)
400120	SUPPLEMENTAL PROPERTY TAXES CURRENT	(1,835.20)	0.00	(1,835.20)
400500	OTHER TAX-SALES & USE TAXES	6,549.00	0.00	6,549.00
403100	INVESTMENT EARNINGS-POOL	(6,895.08)	0.00	(6,895.08)
403199	GASB 31 FAIR MARKET VALUE - DFS ONLY	(12,740.00)	0.00	(12,740.00)
410050	STATE-HIGHWAY PROPERTY RENTALS	(4.26)	0.00	(4.26)
410250	STATE-HOMEOWNERS PROPERTY TAX RELIEF	(1,511.88)	0.00	(1,511.88)
410900	STATE-OTHER	(1,952.00)	(42,000.00)	(43,952.00)
420900	FEDERAL-OTHER	(63,784.52)	0.00	(63,784.52)
430022	OTHER COUNTIES & CITIES-YOLO COUNTY	(99,638.00)	(63,905.00)	(163,543.00)
440003	SPECIAL ASSESSMENT	(243,003.66)	0.00	(243,003.66)
440600	OTHER CHARGES FOR SERVICES-FIREFGHTR SERVICES	(5,938.77)	(531.22)	(6,469.99)
440690	OTHER CHARGES FOR SERVICES	(180.00)	0.00	(180.00)
450900	OTHER MISCELLANEOUS REVENUES	(1,758.15)	0.00	(1,758.15)
460000	SALE OF CAPTIAL ASSETS	(174,000.00)	0.00	(174,000.00)
500100	REGULAR EMPLOYEES	297,110.16	19,901.64	317,011.80
500110	EXTRA HELP	4,565.00	2,340.00	6,905.00
500120	OVERTIME	16,174.76	3,614.40	19,789.16
501110	SOCIAL SECURITY TAX	18,637.54	1,980.93	20,618.47
501120	MEDICARE	4,499.50	463.27	4,962.77
501170	UNEMPLOYMENT INSURANCE	3,227.31	124.22	3,351.53
501180	WORKERS' COMP INSURANCE	70,242.00	0.00	70,242.00
501190	OTHER EMPLOYEE BENEFITS	0.00	11,037.74	11,037.74
510010	CLOTHING & PERSONAL SUPPLIES	38,869.26	6,731.66	45,600.92
510012	AGRICULTURAL SUPPLIES	367.18	0.00	367.18
510020	COMMUNICATIONS	3,945.41	0.00	3,945.41
510030	FOOD	279.19	0.00	279.19
510040	HOUSEHOLD EXPENSE	8,443.89	444.61	8,888.50
510053	INSURANCE-OTHER	12,395.00	1,000.00	13,395.00
510070	MAINTENANCE-EQUIPMENT	25,502.43	4,622.11	30,124.54
510071	MAINTENANCE-BUILDING IMPROVEMENT	38,157.15	0.00	38,157.15
510080	MEDICAL, DENTAL, & LAB SUPPLIES	1,185.84	734.18	1,920.02
510090	MEMBERSHIPS	425.00	0.00	425.00
510100	MISCELLANEOUS EXPENSE	305.76	0.00	305.76
510102	MISCELLANEOUS EXPENSE-CREDIT CARD SERVICE CHARGES	13.65	(2.72)	10.93
510110	OFFICE EXPENSE	863.60	0.00	863.60
510112	OFFICE EXPENSE-PRINTING	758.76	0.00	758.76
510120	IT SERVICE-DEPARTMENT SYSTEM MAINTENTAINCE	1,381.18	0.00	1,381.18
510170	RENTS AND LEASES - EQUIPMENT	1,620.97	0.00	1,620.97
510171	RENTS & LEASES-BUILDING & IMPROVEMENTS	538.13	0.00	538.13
510180	TRAINING	549.28	0.00	549.28
510190	MINOR EQUIPMENT	14,503.27	0.00	14,503.27
510201	TRANSPORTATION & TRAVEL-FUEL	5,469.10	1,326.04	6,795.14
510220	UTILITIES	9,153.95	(1,393.83)	7,760.12
510251	PROFESSIONAL & SPECIAL SERVICES-AUDITING & ACCOUNTING	396.00	0.00	396.00
510252	PROFESSIONAL & SPECIAL SERVICES-INFO TECH SERVICES	2,486.74	0.00	2,486.74
510254	PROFESSIONAL & SPECIAL SERVICES-FISCAL AGENT FEES	35.58	0.00	35.58
510255	PROFESSIONAL & SPECIAL SERVICES-MEDICAL, DENTAL, LAB	1,949.00	0.00	1,949.00
510275	PROFESSIONAL & SPECIAL SERVICES-OTHER	1,510.56	0.00	1,510.56
510288	SPECIPT EXP-OTHER	90.91	0.00	90.91
530071	EQUIPMENT-VEHICLE	149,000.00	0.00	149,000.00
530021	BUILDINGS & IMPROVEMENTS	0.00	42,000.00	42,000.00



**YOLO COUNTY AUDITOR-CONTROLLER**  
**FIRE DISTRICT BUDGET WORKSHEET - APPROPRIATIONS - SCHEDULE B**  
**FISCAL YEAR: 2024 - 2025**  
**DISTRICT NAME: West Plainfield Fire Protection District (8061)**

Account #	Account Name	Budgeted Appropriations 2023-2024	Final Estimated Appropriations 2023-2024	Proposed Appropriations 2024-2025
500100	REGULAR EMPLOYEES	275,981	336,494.76	361,456
500110	EXTRA HELP		6,905.00	64,638
500120	OVERTIME	57,693	19,789.16	27,385
500130	STANDBY TIME			
500160	LEAVE BUYOUT			
501100	RETIREMENT			
501110	SOCIAL SECURITY TAX	21,689	21,808.00	29,476
501120	MEDICARE TAX	5,005	5,240.95	6,802
501130	HEALTH INSURANCE			
501170	UNEMPLOYMENT INSURANCE	3,337	3,391.53	4,535
501180	WORKER'S COMPENSATION INSURANCE	70,242	70,242.00	51,137
501190	OTHER EMPLOYEE BENEFITS	28,800	11,336.70	32,800
	<b>TOTAL SALARY &amp; BENEFITS</b>	<b>462,747</b>	<b>475,208.10</b>	<b>578,229</b>
510010	CLOTHING & PERSONAL SUPPLIES	97,496	46,040.42	50,454
510012	AGRICULTURAL SUPPLIES		367.18	400
510020	COMMUNICATIONS	6,752	4,454.52	3,482
510030	FOOD	400	279.19	400
510040	HOUSEHOLD EXPENSE	19,710	10,137.11	9,805
510051	INSURANCE - PUBLIC LIABILITY			
510052	INSURANCE - FIRE & EXTENDED			
510053	INSURANCE - OTHER	12,395	13,395.00	27,243
510070	MAINTENANCE - EQUIPMENT	32,666	30,827.07	29,643
510071	MAINTENANCE - BULDGS & IMPROVEMENTS	47,364	38,291.15	45,786
510080	MEDICAL, DENTAL & LAB SUPPLIES	1,000	1,920.02	2,000
510090	MEMBERSHIPS	2,980	675.00	2,625
510100	MISC EXPENSE		305.76	
510102	MISC EXPENSE - CREDIT CARD SERVICE CHARGES	25	11.61	20
510110	OFFICE EXPENSE	4,500	863.60	2,000
510111	OFFICE EXPENSE - POSTAGE	500		500
510112	OFFICE EXPENSE - PRINTING	857	758.76	500
510120	IT SERVICE-DEPT SYSTEM MAINTENANCE		1,381.18	
510140	BOARD MEETING STIPENDS			
510160	PUBLICATIONS & LEGAL NOTICES	750		500
510170	RENTS & LEASES - EQUIPMENT	3,000	1,739.61	1,440
510171	RENTS & LEASES - BLDGS & IMPROVEMENTS		538.13	
510180	TRAINING	2,000	866.92	2,000
510190	MINOR EQUIPMENT	25,310	14,678.09	9,052
510200	TRANSPORTATION & TRAVEL			
510201	TRANSPORTATION & TRAVEL - FUEL	10,500	6,860.19	12,000
510220	UTILITIES	15,000	10,477.98	11,677
510251	PROF & SPEC SVC - AUDITING & ACCOUNTING	200	396.00	400
510252	PROF & SPEC SVC - INFORMATION TECH SERVICES	9,787	8,632.71	15,891
510254	PROF & SPCE SVC - FISCAL AGENT FEES		35.58	
510255	PROF & SPEC SVC - MEDICAL, DENTAL & LAB	3,360	1,949.00	4,350
510256	PROF & SPEC SVC - LEGAL SERVICES	500		
510275	PROF & SPEC SVC - OTHER	1,520	1,559.56	6,950
510282	SPEC DEPT EXP - ELECTION SUPPLIES & SERVICES			
510288	SPEC DEPT EXP - OTHER			
	<b>TOTAL SERVICES &amp; SUPPLIES</b>	<b>298,572</b>	<b>197,441.34</b>	<b>239,117</b>

**YOLO COUNTY AUDITOR-CONTROLLER**  
**FIRE DISTRICT BUDGET WORKSHEET - APPROPRIATIONS - SCHEDULE B**  
**FISCAL YEAR: 2024 - 2025**  
**DISTRICT NAME: West Plainfield Fire Protection District (8061)**

Account #	Account Name	Budgeted Appropriations 2023-2024	Final Estimated Appropriations 2023-2024	Proposed Appropriations 2024-2025
525015	RETIRE LTD - CAPITAL LEASE OBLIGATION			
525030	RETIRE LTD - OTHER			
525060	INTEREST - LTD - OTHER			
526020	TAXES & ASSESSMENTS	11,113		
526035	VOLUNTEER FIREMEN			
526040	CONTRIBUTION TO NON-COUNTY AGENCIES			
526200	CITY OF DAVIS			
526601	PAYMENTS TO OTHER GOV INSTITUTIONS			
	<b>TOTAL OTHER CHARGES</b>	<b>11,113</b>	<b>0.00</b>	<b>0</b>
530000	LAND			
530021	BUILDINGS & IMPROVEMENTS	86,250	44,078.12	
530010	EASEMENTS - NON DEPRECIABLE			
530070	EQUIPMENT		0.00	17,000
530072	EQUIPMENT - VEHICLE	149,000	149,000.00	
	<b>TOTAL CAPITAL ASSETS</b>	<b>235,250</b>	<b>193,078.12</b>	<b>17,000</b>
590100	<b>APPROPRIATIONS FOR CONTINGENCY</b>	<b>27,700</b>	<b>0.00</b>	<b>19,873</b>
	<b>TOTAL APPROPRIATIONS</b>	<b>1,035,382</b>	<b>865,727.56</b>	<b>854,219</b>
	ADDITIONS TO GENERAL RESERVE			
	ADDITIONS TO CAPITAL ASSET REPLACEMENT RESERVE	80,000	80,000.00	81,398
	ADDITIONS TO ACCRUED LEAVE RESERVE	10,287	10,287.00	0
	ADDITIONS TO WPPFD-QSEHRA			4,000
	<b>TOTAL FINANCING USES</b>	<b>1,125,669</b>	<b>956,014.56</b>	<b>939,617</b>

**SALARIES / PER CALL - FYE 2025**

	Annual Hrs	FYE 2024	0.050	0.026	Total	Total
Clerk hours (avg 48 hr mo)	576	18.50	19.43	18.98	0.050	0.026
Volunteers x Calls	900	17.00	17.85	17.44	11,188.80	10,933.06
Full time hours - CO 1	2,920	22.00	23.10	22.57	16,065.00	15,697.80
Full time hours - CO 2	2,920	21.00	22.05	21.55	67,452.00	65,910.24
Full time hours - CO 3	2,920	20.00	21.00	20.52	64,386.00	62,914.32
Full time hours FLSA - CO 1	152	33.00	34.65	33.86	5,269.69	5,149.24
Full time hours FLSA - CO 2	152	31.50	33.08	32.32	5,030.16	4,915.18
Full time hours FLSA - CO 3	152	30.00	31.50	30.78	4,790.63	4,681.13
Full time hours - FF 1	2,920	18.00	18.90	18.47	55,188.00	53,926.56
Full time hours FLSA - FF 2	2,920	18.00	18.90	18.47	55,188.00	53,926.56
Full time hours FLSA - FF 3	2,920	18.00	18.90	18.47	55,188.00	53,926.56
Cover hours - Vac + Holiday	152	27.00	28.35	27.70	4,311.56	4,213.01
Cover hours - Military Leave	152	27.00	28.35	27.70	4,311.56	4,213.01
Cover hours - Sick	152	27.00	28.35	27.70	4,311.56	4,213.01
	864	25.00	26.25	25.65	22,680.00	22,161.60
	468	25.00	26.25	25.65	12,285.00	12,004.20
	576	25.00	26.25	25.65	15,120.00	14,774.40
					464,085.96	453,478.28
					Difference	-10,607.68
					Taxes	-954.70

Diff .026 to .035  
 0.026  
 361,455.70 REGULAR  
 27,384.58 OT  
 54,849.96 EXTRA

**BENEFITS**

Monthly	Employees	Cost Per / Per Month	Annual Cost	Difference	Current Med	Est NFPA Med (high)
400.00	6.00	2,400.00	28,800.00		4,350.00	12,500.00
450.00	6.00	2,700.00	32,400.00	3,600.00		8,150.00
500.00	6.00	3,000.00	36,000.00	3,600.00		

**PAY SCALE ao April 1, 2024**

Career CO	20.00
On-Call D/O	20.00
Career FF	18.00
On-Call FF	18.00
Special Assignment - Volunteer/Reserve	17.00
Reserve - stipend	70.00
Volunteer - Driver - stipend	17.00
Volunteer - Non-Driver - stipend	16.00

\* Max 3.5% increase based on national consumer price index for urban wage earners and clerical workers (CPI-W)

**MEDICAL EVAL (25 per year)**

Current Med	4,350.00
Difference	3,600.00
	3,600.00



**ACCRUED LEAVE**

	Vacation ao 06/31/24	Holiday ao 06/31/24	Sick ao 06/31/24	Hourly	Total Sick Only	Total w/o Sick	Total w Sick
CO	294.40	114.00	281.20	22.50	6,327	8,892	15,516
CO	248.00	114.00	367.20	21.50	7,895	10,346	15,678
CO	91.50	60.00	57.30	20.00	1,146	2,346	4,176
218 - FF	43.50	36.00	100.80	18.00	1,814	2,462	3,245
219 - FF	38.50	18.00	33.60	18.00	605	929	1,622
220 - FF	38.50	18.00	33.60	18.00	605	929	1,622
					<u>18,392</u>	<u>25,904</u>	<u>41,859</u>

Addition  
04/30/24 Fund Balance  
Total Fund Balance FYE 24

10,287  
18,306  
28,593

To / From Accrued Leave

0

**GENERAL RESERVE**

Estimated Secure PT	2024-2025	One Half
03/31/24 Balance	366,700.00	183,350.00
	159,825.00	(159,825.00)
		<u>23,525.00</u>

**ESTIMATED FUND BALANCE AVAILABLE**

Est - Revenue	(13,899.88)
Est - Appropriations	169,654.44
	<u>155,754.56</u>

**YOLO COUNTY AUDITOR-CONTROLLER**  
**FIRE DISTRICT BUDGET WORKSHEET - NOTES**  
**FISCAL YEAR: 2024 - 2025**  
**DISTRICT NAME: West Plainfield Fire Protection District (8061)**

**FUND BALANCES (after FYE 2024 Adjustment)**

101113	Capital Asset Replacement	283,737	
101114	Accrued Leave	28,594	

**REVENUES**

450900	VFA Grant (Turnouts)	5,000	
	Reserve Reimbursement (Turnout, station wear)	3,300	
	VFA Grant	10,000	18,300
440003	218 - Assessment Total	242,852	
	Less \$1 per parcel (396 parcels)	<u>400</u>	242,452

**APPROPRIATIONS**

**SALARY AND BENEFITS**

500120	Includes OT for Military Leave Cover		
--------	--------------------------------------	--	--

**SERVICES AND SUPPLIES**

510010	218 - Turnouts - 2nd sets	22,840	
	VFA Grant	20,000	
	218 - Turnouts - Continue OSHA Replacements	<u>7,613</u>	50,454
510020	Starlink - monthly	1,538	
	Vonage - monthly	204	
	AT&T Mobile - monthly	<u>1,740</u>	3,482
510040	Recology - monthly	5,058	
	Alhambra - monthly	<u>747</u>	5,805
510053	General, Property, Fidelity, Boiler AD&D (3 year)	12,243	
		<u>15,000</u>	27,243
501110	218 - Apparatus Annual - E30	2,700	
	218 - Apparatus Annual - W30	2,013	
	218 - Apparatus Annual - B30	218	
	218 - Apparatus Annual - B230	218	
	218 - Apparatus Annual - B330	218	
	218 - Apparatus Annual - U30	218	
	218 - Pump Tests (x3)	2,038	
	218 - SCBA Maintenance	1,103	
	218 - Extinguisher Service - annual	235	
	218 - Ladder Testing - annual	2,775	
	Wizix (annual)	850	
	218 - Bladder Tank	<u>2,057</u>	14,643
510070	218 - Apparatus Annual - E30	2,700	
	218 - Apparatus Annual - W30	2,013	
	218 - Apparatus Annual - B30	218	
	218 - Apparatus Annual - B230	218	
	218 - Apparatus Annual - B330	218	
	218 - Apparatus Annual - U30	218	
	218 - Pump Tests (x3)	2,038	
	218 - SCBA Maintenance	1,103	

**YOLO COUNTY AUDITOR-CONTROLLER  
 FIRE DISTRICT BUDGET WORKSHEET - NOTES  
 FISCAL YEAR: 2024 - 2025  
 DISTRICT NAME: West Plainfield Fire Protection District (8061)**

	218 - Extinguisher Service - annual	235	
	218 - Ladder Testing - annual	2,775	
	Wizix (annual)	850	
	218 - Bladder Tank	<u>2,057</u>	14,643
510071	Clark - 6 times year	786	
	218 - Deferred Maintenance Projects	<u>35,000</u>	35,786
510090	FDAC	250	
	CSFA	2,125	
	NFPA	<u>250</u>	2,625
510170	LEAF	<u>1,440</u>	1,440
510220	PGE avg monthly	14,120	
	Propane avg annual	<u>1,650</u>	15,770
510252	Adobe - annual	320	
	Microsoft - annual	110	
	Zoom - annual	171	
	Doodle - annual	0	
	218 - Google (email) - annual	3,432	
	Tablet Command	5,500	
	218 - Florian Works	1,000	
	Vector (YCPARMIA Insurance Benefit)	0	
	Lexipol (YCAPARMIA Insurance Benefit)	0	
	ESO	<u>5,358</u>	15,891
510255	218 - Pre-employment Medical	4,479	
	218 - Fit Test Medical	<u>725</u>	5,204
510256	218 - Background Checks (Live Scan)	450	
	218 - SCI	<u>6,500</u>	6,950
530070	218 - Radios (1 x Grant)	13,000	
	218 - SCBA Retrofit	<u>4,000</u>	17,000
			216,935
<b>ADDITIONS TO CAPITAL ASSET REPLACEMENT RESERVE</b>			
	218 - Addition	75,000	
	Fire Recovery USA Receipts	<u>6,398</u>	81,398
<b>ADDITIONS TO ACCRUED LEAVE RESERVE</b>			
	Vacation / Holiday / Sick		
<b>ADDITIONS TO BENEFITS (QSEHRA) RESERVE</b>			
	Unreimbursed	<u>4,000</u>	4,000

**CAPITAL IMPROVEMENTS - MAINTENANCE TRACKING - FYE 2025**  
**WEST PLAINFIELD FIRE PROTECTION DISTRICT**

Priority	Assigned To	Project Description / Parameters
1	D Stiles	<b>Extractor Replacement (estimate \$7,800) - ordered</b> <b>Part 1 - Equipment</b> - Extractor (including installation) <b>Part 2 - Installation</b> - Electrical
1	D Osborn	<b>Inspect / Repair Roof (seals around fixtures/screws) - Station</b> <b>(estimate between \$22,700 and \$28,500)</b>
1	D Stiles C Rita	<b>Electrical Cleanup - App Bay (estimate \$1,000)</b> Work Performed by Staff
1	D Stiles	<b>Well Bladder</b> <b>Part 1 - Bladder</b> - Size (gallons) = Match current - Material(s) = Match current <b>Part 2 - Installation - by WPL members</b> - Plumbing - Installation
2	D Osborn	<b>Asphalt Crack Repair (estimate between \$8,700 and \$14,500)</b> Locations = in front of apron and north of station Materials = TBD (need some research) Work Performed by = TBD
2	D Osborn	<b>Paint - Exterior - Station</b> - Match colors EXCEPT roll-up doors white - Fade / chip resistant paint - Prepare surface bare metal where needed - Repair (as much as possible) dents and holes
2	D Stiles	<b>Rollup Door - South - Top Panel Replacement</b> - Like for like - Installation - Service all sensors
2	D Stiles	<b>Training Area</b> Material = (what type gravel?) Installation = - Smoothing area - Laying new material - Leveling after laying new material
2	C Rita S Bravo	<b>Man Doors - App Bay bathroom &amp; tool room</b> - Material: Wood, with kickplate for tool room - Tool Room: knob with exterior key lock option - Bathroom: knob with interior lock
3	E Snyder	<b>Fencing - Replace Current Vinyl</b> <b>Part 1</b> - Material = metal <b>Part 2</b> - Installation = set in cement; maybe by WPL members
3		Turnout Lockers
3		Hose drying rack
3		Secure parking
3		Repave all paved areas

LILLARD HALL - REPORT RENTALS

Date	Applicant Organization	Event Type	Applicant Type	Rent Due	Amt Due	Date Paid	Security Deposit Due	SD Amt Due	Date Paid	Date Refunded	Refund Amt	Ins Cert Required	Date Cert Provided	Guard Required	Date Contract Provided
06/05/24	User	Dog Training	Other - Duration 3-8 hours	No			N / A					Yes	04/15/24	No	
06/06/24	User	Dog Training	Other - Duration 3-8 hours	No			N / A					Yes	04/15/24	No	
06/11/24	4H	Meeting	WPPFD Resident	No			No					N / A		No	
06/12/24	User	Dog Training	Other - Duration 3-8 hours	No			N / A					Yes	04/15/24	No	
06/13/24	User	Dog Training	Other - Duration 3-8 hours	No			N / A					Yes	04/15/24	No	
06/19/24	User	Dog Training	Other - Duration 3-8 hours	No			N / A					Yes	04/15/24	No	
06/20/24	User	Dog Training	Other - Duration 3-8 hours	No			N / A					Yes	04/15/24	No	
06/26/24	User	Dog Training	Other - Duration 3-8 hours	No			N / A					Yes	04/15/24	No	
06/27/24	User	Dog Training	Other - Duration 3-8 hours	No			N / A					Yes	04/15/24	No	
07/03/24	User	Dog Training	Other - Duration 3-8 hours	No			N / A					Yes	04/15/24	No	
07/17/24	User	Dog Training	Other - Duration 3-8 hours	No			N / A					Yes	04/15/24	No	
07/18/24	User	Dog Training	Other - Duration 3-8 hours	No			N / A					Yes	04/15/24	No	
07/31/24	User	Dog Training	Other - Duration 3-8 hours	No			N / A					Yes	04/15/24	No	
08/03/24	User	Wedding Reception	Other - Over 8 hours (Daily)	Yes	960		No	1,500	05/22/24			Yes		Yes	07/10/24
08/13/24	4H	Meeting	WPPFD Resident	No			No					N / A		No	

Date	Check #	Payment	Deposit	Balance	Payable To	From	Purpose	
01/03/24			5,000.00	5,760.57		Lillard Hall Fund - BofA	Transfer funds to new Operating Account	Deposited
01/08/24			2,000.00	7,760.57		Son Chong, Jennie Keifer, Fairfield School	Rent - January Dates	Deposited
01/20/24	1001	258.53		7,502.04	Blake's		HVAC General Maintenance	Cleared
01/24/24			600.00	8,102.04		Liliana Castaneda	Rent - Memorial Reception 1/27/24	Deposited
01/30/24	1002	2,627.00		5,475.04	Community Planning Services		Architecture Drawings - Bathrooms	Cleared
02/07/24			1,200.00	6,675.04		Son Chong, Jennie Keifer	Rent - February Dates	Deposited
02/13/24	1003	1,482.28		5,192.76	WPFDP		PG&E / Payroll 12/16/23-1/27/24	Cleared
02/26/24			960.00	6,152.76		Fly Fishers Davis	Rent - March 9 Event	Deposited
03/12/24			1,200.00	7,352.76		Son Chong, Jennie Keifer	Rent - March Dates	Deposited
03/12/24	1004	854.51		6,498.25	WPFDP		PG&E / Payroll 1/28/24-2/24/24	Cleared
03/21/24	1005	2,442.00		4,056.25	DJ B&E General Eng.		Parking Lot Gravel	Cleared
03/21/24			3,802.43	7,858.68		Lillard Hall	BofA Balance Transfer	Deposited
04/10/24			1,100.00	8,958.68		Son Chong, Jennie Keifer	Rent - April Dates	Deposited
05/06/24			1,200.00	10,158.68		Son Chong, Jennie Keifer	Rent - May Dates	Deposited
05/06/24	1006	1,525.37		8,633.31	WPFDP		PG&E/Payroll - March/April	Cleared
05/14/24	1007	39.43		8,593.88	WPFDP - Deposits		Check Charge Reimbursement	Cleared
05/14/24	1008	76.10		8,517.78	Edward Sykes		Expense Reimbursement - Supplies	Cleared
05/30/24			900.00	9,417.78		Jennie Keifer	Rent - May/June	Deposited
06/13/24			400.00	9,817.78		Son Chong	Rent - June	Deposited
06/25/24	1009	1,544.21		8,273.57	WPFDP		PG&E/Payroll - May/June	Cleared
07/11/24			1,000.00	9,273.57		Son Chong, Jennie Keifer	Rent - July	Deposited

Date	Check	Payment	Deposit	Balance	Payable To	From	Purpose	
11/22/23			1,500.00	1,500.00		Son Chong	Security Deposit	Deposited
01/03/24			2,500.00	4,000.00		Lillard Hall Fund	Security Deposits - Fly Fishers (1500), Fairfield School (800), Jennie Keifer (200)	Deposited
01/24/24			1,500.00	5,500.00		Liliana Castaneda	Security Deposit - 1/27/24 Reception	Deposited
01/30/24	1001	800.00		4,700.00	Fairfield Elementary		Deposit Refund	Cleared
01/30/24	1002	1,500.00		3,200.00	Liliana Castaneda		Deposit Refund	Cleared
03/12/24	1003	1,500.00		1,700.00	Fly Fishers Davis		Deposit Refund	Cleared
03/12/24	1004	0.00		1,700.00			VOIDED CHECK	VOID
04/01/24		39.43		1,660.57			Check Charge from 12/06/23	Paid
05/30/24			1,539.43	3,200.00		Amanda Barajas/Lillard	Security Deposit / Check Charge Reimbursement	Deposited



**West Plainfield Fire Protection District**  
24901 County Road 95, Davis, CA 95616 (530) 756-0212

---

**STANDING COMMITTEE – LILLARD HALL - MINUTES**  
**July 3, 2024 at 10:15 AM**

Location: Lillard Hall  
24901 County Road 95  
Davis, CA 95616

**1. Call the Meeting to Order (Chair Amy)**

The meeting was called to order by Chair Amy at 10:15 AM.

Present were:

Committee Members: Commissioners Emily Amy and Warren Roos  
Staff: Hall Manager Ned Sykes and Fire Chief Cherie Rita

**2. Public Comment**

NONE

**3. Discussion / Action – Kitchen Lease / Remodel (Chair Amy)**

**a. Remodel report (Manager Sykes)**

Manager Sykes reported that the current total costs are approximately \$20,815. He has not yet received copies of any receipts and \$6,000 has been reimbursed to date. Plumbing and electrical permits need to be obtained (pictures have been taken throughout the process). The committee is anxious for a final inspection.

**b. Lease CPI increase October (Chair Amy)**

Commissioner Amy reported that the CPI was 3.8 as of April; the next report is due on July 11. Commissioner Amy will provide the July CPI number to Manager Sykes as soon as it is available, which will be the one used for the rental increase. Manager Sykes will formally notify Mr. Chong of the increase.

**4. Discussion / Action – Restroom Remodel (Chair Amy)**

**a. Fund raising**

With the estimated restroom remodel cost over \$40,000 the committee had previously discussed having a fundraiser. There is also the higher-than-expected expense of the needed roof maintenance. While we could hold fundraisers, we will still need to find grant funding. A final decision regarding any restroom remodel will be made once the final inspection of the kitchen work has been completed.

Those present discussed possible fundraising event types and timing: battle of the bands, dinners, dances; timing after school starts, but before the holidays. Experience of some was that alcohol “donations” during such an event can help boost the dollars brought in for the event. No decisions were reached.

**5. Discussion / Action – Lillard Hall Budget – finalize (Chair Amy)**

All present reviewed the proposed fiscal year 2024-2025 draft budget. Chair Amy requested that Manager Sykes add an additional \$2,000 in the Income/Use of Assets section to account for other hall rentals. Chief Rita noted that a report of actual spending in each category for fiscal year end 2024 needed to be prepared still. Commissioner Roos asked that Roof repairs/maintenance be moved up to just below the Restroom Remodel on the Capital Projects list.



MINUTES - STANDING COMMITTEE – LILLARD HALL  
 July 3, 2024 at 10:15 AM  
 Page 2

**6. Discussion /Action - Rentals (Hall Manager Sykes)**

Manager Sykes reported that there is a wedding reception scheduled for August 3; the renters will be setting up the night before and Manager Sykes did get an additional rental fee for that extra Hall use.

Chair Amy asked Manager Sykes about the status of the Fly Fishers potentially renting the Hall for their monthly meetings. Manager Sykes indicated that while Fly Fishers had discussed changing their meeting location (the Hall would be more central for most of the members), a final decision had not been made. He noted that Mr. Chong is a member and he will meet with him about how we can persuade the Fly Fishers to make the switch from their current location.

**7. Discussion / Action – Maintenance (Chair Amy)**

**a. Roof (Commissioner Roos)**

Commissioner Roos gave a brief report on solar for the Hall and Station, noting that the meters for each are separate. He believes the best way to incorporate solar will be to combine the meters and place the panels on the roof, which is acceptable to the Airport so long as there is no reflection from them toward the landing areas. Chief Rita noted that solar cannot go on any roof unless it is sound and in good repair and suggested that ground mount to the North of the Station for covered parking might be a better option, though more costly. Chief Rita noted that staff had received an estimate of \$19,700 for repairing the Hall roof, which included sealing all screws, fixing any other holes, and two layers of coating. The Committee will be discussing this further at a future meeting.

**8. Open Forum – Other Hall Business (Chair Amy)**

NONE

**9. Calendar (Chair Amy)**

**a. The next Lillard Hall Committee meeting to be determined**

The next Lillard Hall Committee meeting shall be held on August 7, 2024, at 10:15 AM.

**10. Adjourn Meeting (Chair Amy)**

Chair Amy adjourned the meeting at 11:26 AM.

Approved: July 16, 2024

---

EMILY AMY, Chair and Commissioner

---

CHERIE RITA, Recorder

**WEST PLAINFIELD FIRE PROTECTION DISTRICT  
BUDGET - LILLARD HALL FYE 2024**

<b>INCOME / USE OF ASSETS</b>	<b>ACTUAL FYE 2024</b>		<b>CAPITAL PROJECTS (listed in priority) - Rough Estimates</b>	
Guaranteed Income			Exit Signs (Wiring and Signs)	4,000.00
Son Chong	9,000.00	9,000.00	Restroom Remodel	20,000.00
Other Rental Income			Floor	20,000.00
Other	2,000.00	2,760.00	Hall NE Door	3,400.00
Fly Fishers	400.00		Roof	6,000.00
Dog Training	9,600.00	7,600.00	Parking Lot	2,000.00
Use of Assets	2,757.00		Paint - Exterior	30,000.00
<b>TOTAL INCOME / USE OF ASSETS</b>	<b><u>23,757.00</u></b>	<b><u>19,360.00</u></b>	Paint - Interior	15,000.00
		<b>(4,397.00)</b>	Window Treatments	2,000.00
			Lighting	3,500.00
<b>EXPENSES</b>			HVAC	12,000.00
CalNet (internet) * (see below)	303.00		Kitchen Upgrades	40,000.00
Recology (garbage) * (see below)	1,654.00			<b><u>157,900.00</u></b>
PGE	4,750.00	3,618.46		
Payroll	7,200.00	5,591.57	<b>ASSETS (07/01/23)</b>	
Bank Fees	100.00	30.00	BofA Checking Account ending 8654	15,181.83
Supplies	250.00	212.32	FNB Operating Account	0.00
Kitchen Remodel	5,400.00	5,400.00	FNB Security Deposits Account	0.00
Restroom Remodel Plans * (see below)	2,000.00			<b><u>15,181.83</u></b>
Repairs and Maintenance	300.00	3,425.30		
Rental and Deposit Refunds	1,800.00		<b>LIABILITIES (07/01/23)</b>	
Total of items marked * above		5,059.10	Kitchen Remodel	0.00
<b>TOTAL EXPENSES</b>	<b><u>23,757.00</u></b>	<b><u>23,336.75</u></b>		
		420.25		
	<b>NET FYE 2024</b>	<b>(3,976.75)</b>	<b>ASSETS (06/30/24)</b>	<b>11,205.08</b>

<b>WEST PLAINFIELD FIRE PROTECTION DISTRICT</b>				
<b>DRAFT BUDGET - LILLARD HALL FYE 2025</b>				
		<b>ACTUAL FYE 2024</b>		
<b>INCOME / USE OF ASSETS</b>				<b>CAPITAL PROJECTS (listed in priority) - Rough Es</b>
Guaranteed Income			Restroom Remodel	40,000.00
Son Chong *	12,342.00	9,000.00	Roof	20,000.00
Other Rental Income			Hall NE Door	3,400.00
Dog Traing	9,600.00	7,600.00	Floor	20,000.00
Other Rentals	2,000.00	2,760.00	Paint - Exterior	30,000.00
			Paint - Interior	15,000.00
<b>TOTAL INCOME / USE OF ASSETS</b>	<b>23,942.00</b>	<b>19,360.00</b>	Window Treatments	2,000.00
			Lighting	3,500.00
			HVAC	12,000.00
<b>EXPENSES</b>			Kitchen Upgrades	40,000.00
PGE	5,000.00	3,618.46		<b>185,900.00</b>
Payroll	8,400.00	5,591.57		
Bank Fees	100.00	30.00	<b>ASSETS (07/01/24)</b>	
Supplies	400.00	212.32	FNB Operating Account	8,273.57
Kitchen Remodel	7,200.00	5,400.00	FNB Security Deposits Account	3,200.00
Repairs and Maintenance	2,842.00	3,425.30		<b>11,473.57</b>
FY24 Other (Drawings, Garbage, Internet)		5,059.10		
			<b>LIABILITIES (07/01/24)</b>	
<b>TOTAL EXPENSES</b>	<b>23,942.00</b>	<b>23,336.75</b>	Kitchen Remodel	<b>16,000.00</b>
* Assumes a 3.8% CPI increase in October 2024				

# West Plainfield Fire Department (CA)

Davis, CA

This report was generated on 7/10/2024 3:57:34 PM



## Basic Incident Info with Number of Responding Apparatus and Personnel for Date Range

Start Date: 06/01/2024 | End Date: 06/30/2024

DATE	INCIDENT #	ADDRESS	INCIDENT TYPE	SHIFT	ZONE	# APP.	# PERS.
06/02/2024	2024-123	17415 County Road 96	352 - Extrication of victim(s) from vehicle	A Shift	00- WPL Out - West Plainfield Mutual Aid Out of District	4	6
06/03/2024	2024-124	16730 County Road 87	140 - Natural vegetation fire, other	A Shift	00- WPL Out - West Plainfield Mutual Aid Out of District	1	4
06/07/2024	2024-126	Cr 98	324 - Motor vehicle accident with no injuries.		No Zone Selected	3	3
06/08/2024	2024-128		321 - EMS call, excluding vehicle accident with injury	B Shift	0- WPL - West Plainfield Station 30 Response Area	3	4
06/09/2024	2024-129		321 - EMS call, excluding vehicle accident with injury	A Shift	0- WPL - West Plainfield Station 30 Response Area	5	6
06/12/2024	2024-132	18111 94B CIR	571 - Cover assignment, standby, moveup		No Zone Selected	2	2
06/12/2024	2024-133	25170 Aviation AVE	460 - Accident, potential accident, other		No Zone Selected	4	4
06/12/2024	2024-134	20900 95 CIR	460 - Accident, potential accident, other		No Zone Selected	4	4
06/17/2024	2024-136	18111 94b CIR	571 - Cover assignment, standby, moveup		No Zone Selected	1	3
06/17/2024	2024-137	204 Monte Vista DR	745 - Alarm system activation, no fire - unintentional		No Zone Selected	1	3
06/17/2024	2024-138	36355 Russell BLVD	700 - False alarm or false call, other	A Shift	0- WPL - West Plainfield Station 30 Response Area	1	2
06/17/2024	2024-139	35692 Acadia LN	553 - Public service	B Shift	0- WPL - West Plainfield Station 30 Response Area	3	5
06/17/2024	2024-140	Cr 12a	143 - Grass fire		No Zone Selected	2	3
06/17/2024	2024-141	24901 95 CIR	900 - Special type of incident, other	C Shift	0- WPL - West Plainfield Station 30 Response Area	1	4
06/18/2024	2024-142	13435 102 CIR	611 - Dispatched & cancelled en route		No Zone Selected	1	2
06/18/2024	2024-144	2001 East ST	611 - Dispatched & cancelled en route		No Zone Selected	1	2
06/18/2024	2024-145	Cr 14	143 - Grass fire		No Zone Selected	2	3
06/18/2024	2024-146	Cr 27	611 - Dispatched & cancelled en route		No Zone Selected	2	2
06/19/2024	2024-147	MACE BLVD	611 - Dispatched & cancelled en route		No Zone Selected	1	2
06/19/2024	2024-148	I 505	611 - Dispatched & cancelled en route		No Zone Selected	1	2
06/19/2024	2024-149	700 Main ST	571 - Cover assignment, standby, moveup		No Zone Selected	1	2
06/20/2024	2024-150		321 - EMS call, excluding vehicle accident with injury	A Shift	No Zone Selected	3	5

Only REVIEWED incidents included.

# West Plainfield Fire Department (CA)

Davis, CA

This report was generated on 7/10/2024 3:57:34 PM



## Basic Incident Info with Number of Responding Apparatus and Personnel for Date Range

Start Date: 06/01/2024 | End Date: 06/30/2024

06/21/2024	2024-151	County Road 31	622 - No incident found on arrival at dispatch address	A Shift	0- WPL - West Plainfield Station 30 Response Area	3	4
06/25/2024	2024-152	26513 CAPAY ST	111 - Building fire	C Shift	00- WPL Out - West Plainfield Mutual Aid Out of District	1	3
06/26/2024	2024-153	37945 County Road 31	511 - Lock-out	A Shift	0- WPL - West Plainfield Station 30 Response Area	3	4
06/26/2024	2024-154	County Road 27	631 - Authorized controlled burning		701- WOF-WPL - Borderline Call Willow Oak & West Plainfield	1	2
06/26/2024	2024-155	Cr 87b	171 - Cultivated grain or crop fire	A Shift	00- WPL Out - West Plainfield Mutual Aid Out of District	1	3
06/26/2024	2024-156	County Road 31	322 - Motor vehicle accident with injuries	A Shift	0- WPL - West Plainfield Station 30 Response Area	3	5
06/27/2024	2024-157	26390 County Road 97	700 - False alarm or false call, other	A Shift	0- WPL - West Plainfield Station 30 Response Area	3	4
06/28/2024	2024-158	25707 County Road 95	142 - Brush or brush-and-grass mixture fire	B Shift	0- WPL - West Plainfield Station 30 Response Area	1	2
06/29/2024	2024-159		321 - EMS call, excluding vehicle accident with injury	B Shift	0- WPL - West Plainfield Station 30 Response Area	5	6
06/29/2024	2024-160		321 - EMS call, excluding vehicle accident with injury	B Shift	0- WPL - West Plainfield Station 30 Response Area	5	6
06/29/2024	2024-161	County Road 31	138 - Off-road vehicle or heavy equipment fire	B Shift	0- WPL - West Plainfield Station 30 Response Area	3	4

**TOTAL # INCIDENTS: 33**

# West Plainfield Fire Department (CA)

Davis, CA

This report was generated on 7/10/2024 3:58:00 PM



## Basic Incident Info with Number of Responding Apparatus and Personnel for Date Range

**Start Date: 07/01/2023 | End Date: 06/30/2024**

DATE	INCIDENT #	INCIDENT TYPE	SHIFT	ZONE	# APP	# PERS
07/01/2023	2023-112	611 - Dispatched & cancelled en route	C Shift	No Zone Selected	2	3
07/01/2023	2023-113	321 - EMS call, excluding vehicle accident with injury	C Shift	0- WPL - West Plainfield Station 30 Response Area	3	5
07/04/2023	2023-114	611 - Dispatched & cancelled en route	B Shift	260- WNF Auto - Automatic Aid Winters (Not Borderline)	1	2
07/06/2023	2023-115	311 - Medical assist, assist EMS crew	C Shift	No Zone Selected	3	4
07/06/2023	2023-116	611 - Dispatched & cancelled en route	C Shift	260- WNF Auto - Automatic Aid Winters (Not Borderline)	2	3
07/06/2023	2023-117	131 - Passenger vehicle fire	C Shift	320- DVS-WPL - Borderline Call	3	4
07/08/2023	2023-118	321 - EMS call, excluding vehicle accident with injury	A Shift	0- WPL - West Plainfield Station 30 Response Area	3	4
07/08/2023	2023-119	553 - Public service	A Shift	0- WPL - West Plainfield Station 30 Response Area	3	4
07/09/2023	2023-120	611 - Dispatched & cancelled en route	A Shift	00- WPL Out - West Plainfield Mutual Aid Out of District	1	1
07/11/2023	2023-121	142 - Brush or brush-and-grass mixture fire	B Shift	9919- LNU 16 - SRA Incident 16 Corridor NO County Road 25	1	3
07/12/2023	2023-122	143 - Grass fire	C Shift	260- WNF Auto - Automatic Aid Winters (Not Borderline)	1	3
07/15/2023	2023-123	132 - Road freight or transport vehicle fire	A Shift	702- WOF-WDL-WPL - Borderline Call	3	4
07/15/2023	2023-124	571 - Cover assignment, standby, moveup	A Shift	102- WDL-WPL - Borderline Call	1	3
07/15/2023	2023-125	611 - Dispatched & cancelled en route	A Shift	No Zone Selected	1	1
07/15/2023	2023-126	111 - Building fire	A Shift	102- WDL-WPL - Borderline Call	1	4
07/17/2023	2023-127	444 - Power line down	B Shift	261- WNF-WPL - Borderline Call	4	4
07/18/2023	2023-128	324 - Motor vehicle accident with no injuries.	C Shift	344- UCD-WPL - Borderline Call	2	4
07/21/2023	2023-129	444 - Power line down	A Shift	261- WNF-WPL - Borderline Call	2	3
07/21/2023	2023-130	140 - Natural vegetation fire, other	B Shift	9919- LNU 16 - SRA Incident 16 Corridor NO County Road 25	1	1
07/23/2023	2023-131	321 - EMS call, excluding vehicle accident with injury	B Shift	No Zone Selected	5	7
07/24/2023	2023-132	324 - Motor vehicle accident with no injuries.		701- WOF-WPL - Borderline Call	3	4
07/25/2023	2023-133	321 - EMS call, excluding vehicle accident with injury	C Shift	0- WPL - West Plainfield Station 30 Response Area	3	5
07/25/2023	2023-134	743 - Smoke detector activation, no fire - unintentional	C Shift	0- WPL - West Plainfield Station 30 Response Area	3	4
07/26/2023	2023-135	311 - Medical assist, assist EMS crew	C Shift	0- WPL - West Plainfield Station 30 Response Area	3	3
07/26/2023	2023-136	322 - Motor vehicle accident with injuries	A Shift	00- WPL Out - West Plainfield Mutual Aid Out of District	3	5
07/27/2023	2023-137	143 - Grass fire	A Shift	177- MDS-WOF-WPL - Borderline Call	4	6
07/30/2023	2023-138	600 - Good intent call, other	C Shift	No Zone Selected	2	4
08/01/2023	2023-139	311 - Medical assist, assist EMS crew	A Shift	No Zone Selected	2	4
08/02/2023	2023-140	321 - EMS call, excluding vehicle accident with injury	A Shift	0- WPL - West Plainfield Station 30 Response Area	3	4
08/02/2023	2023-141	322 - Motor vehicle accident with injuries	A Shift	177- MDS-WOF-WPL - Borderline Call	2	3
08/04/2023	2023-142	322 - Motor vehicle accident with injuries	B Shift	0- WPL - West Plainfield Station 30 Response Area	4	4
08/05/2023	2023-143	322 - Motor vehicle accident with injuries	C Shift	322- DVS-WDL-WPL - Borderline Call	3	4
08/06/2023	2023-144	600 - Good intent call, other	C Shift	0- WPL - West Plainfield Station 30 Response Area	2	3

Only REVIEWED incidents included.

# West Plainfield Fire Department (CA)

Davis, CA

This report was generated on 7/10/2024 3:58:00 PM



## Basic Incident Info with Number of Responding Apparatus and Personnel for Date Range

**Start Date: 07/01/2023 | End Date: 06/30/2024**

DATE	INCIDENT #	INCIDENT TYPE	SHIFT	ZONE	# APP	# PERS
08/06/2023	2023-145	311 - Medical assist, assist EMS crew	C Shift	No Zone Selected	3	3
08/06/2023	2023-146	311 - Medical assist, assist EMS crew	C Shift	0- WPL - West Plainfield Station 30 Response Area	2	3
08/07/2023	2023-147	322 - Motor vehicle accident with injuries	A Shift	701- WOF-WPL - Borderline Call	2	3
08/07/2023	2023-148	142 - Brush or brush-and-grass mixture fire	A Shift	00- WPL Out - West Plainfield Mutual Aid Out of District	2	4
08/10/2023	2023-149	500 - Service Call, other	B Shift	320- DVS-WPL - Borderline Call	3	3
08/12/2023	2023-150	321 - EMS call, excluding vehicle accident with injury	C Shift	00- WPL Out - West Plainfield Mutual Aid Out of District	2	3
08/14/2023	2023-151	321 - EMS call, excluding vehicle accident with injury	A Shift	00- WPL Out - West Plainfield Mutual Aid Out of District	1	9
08/15/2023	2023-152	140 - Natural vegetation fire, other	B Shift	320- DVS-WPL - Borderline Call	3	6
08/16/2023	2023-153	322 - Motor vehicle accident with injuries	B Shift	701- WOF-WPL - Borderline Call	2	3
08/16/2023	2023-154	322 - Motor vehicle accident with injuries	B Shift	261- WNF-WPL - Borderline Call	3	4
08/17/2023	2023-155	611 - Dispatched & cancelled en route	C Shift	702- WOF-WDL-WPL - Borderline Call	2	2
08/18/2023	2023-156	611 - Dispatched & cancelled en route	C Shift	260- WNF Auto - Automatic Aid Winters (Not Borderline)	1	2
08/18/2023	2023-157	611 - Dispatched & cancelled en route	C Shift	260- WNF Auto - Automatic Aid Winters (Not Borderline)	1	2
08/18/2023	2023-158	324 - Motor vehicle accident with no injuries.	C Shift	0- WPL - West Plainfield Station 30 Response Area	2	4
08/19/2023	2023-159	554 - Assist invalid	A Shift	0- WPL - West Plainfield Station 30 Response Area	3	4
08/24/2023	2023-160	611 - Dispatched & cancelled en route	C Shift	00- WPL Out - West Plainfield Mutual Aid Out of District	1	5
08/25/2023	2023-161	735 - Alarm system sounded due to malfunction	C Shift	0- WPL - West Plainfield Station 30 Response Area	3	4
08/25/2023	2023-162	324 - Motor vehicle accident with no injuries.	A Shift	0- WPL - West Plainfield Station 30 Response Area	1	3
08/26/2023	2023-163	571 - Cover assignment, standby, moveup	A Shift	00- WPL Out - West Plainfield Mutual Aid Out of District	2	3
08/27/2023	2023-164	140 - Natural vegetation fire, other	B Shift	261- WNF-WPL - Borderline Call	2	3
08/31/2023	2023-165	111 - Building fire	A Shift	260- WNF Auto - Automatic Aid Winters (Not Borderline)	1	5
09/04/2023	2023-166	321 - EMS call, excluding vehicle accident with injury	B Shift	0- WPL - West Plainfield Station 30 Response Area	4	5
09/05/2023	2023-167	541 - Animal problem	C Shift	0- WPL - West Plainfield Station 30 Response Area	1	1
09/05/2023	2023-168	542 - Animal rescue	C Shift	170- MDS-WPL - Borderline Call	1	2
09/11/2023	2023-169	324 - Motor vehicle accident with no injuries.	C Shift	0- WPL - West Plainfield Station 30 Response Area	2	4
09/13/2023	2023-170	111 - Building fire	A Shift	00- WPL Out - West Plainfield Mutual Aid Out of District	2	3
09/17/2023	2023-171	320 - Emergency medical service, other	C Shift	703- WOF Auto - Automatic Aid Willow Oak (Not Borderline)	2	3
09/18/2023	2023-172	311 - Medical assist, assist EMS crew		00- WPL Out - West Plainfield Mutual Aid Out of District	2	4
09/18/2023	2023-173	170 - Cultivated vegetation, crop fire, other	A Shift	0- WPL - West Plainfield Station 30 Response Area	2	4
09/19/2023	2023-174	322 - Motor vehicle accident with injuries	On-Call	0- WPL - West Plainfield Station 30 Response Area	2	2
09/20/2023	2023-175	324 - Motor vehicle accident with no injuries.	B Shift	0- WPL - West Plainfield Station 30 Response Area	3	3
09/22/2023	2023-176	322 - Motor vehicle accident with injuries	C Shift	320- DVS-WPL - Borderline Call	2	3
09/25/2023	2023-177	322 - Motor vehicle accident with injuries	B Shift	320- DVS-WPL - Borderline Call	3	3

Only REVIEWED incidents included.

# West Plainfield Fire Department (CA)

Davis, CA

This report was generated on 7/10/2024 3:58:00 PM



## Basic Incident Info with Number of Responding Apparatus and Personnel for Date Range

**Start Date: 07/01/2023 | End Date: 06/30/2024**

DATE	INCIDENT #	INCIDENT TYPE	SHIFT	ZONE	# APP	# PERS
09/26/2023	2023-178	324 - Motor vehicle accident with no injuries.	B Shift	320- DVS-WPL - Borderline Call	1	2
09/27/2023	2023-179	321 - EMS call, excluding vehicle accident with injury	B Shift	0- WPL - West Plainfield Station 30 Response Area	1	3
09/29/2023	2023-180	324 - Motor vehicle accident with no injuries.		702- WOF-WDL-WPL - Borderline Call	2	2
09/29/2023	2023-181	321 - EMS call, excluding vehicle accident with injury		0- WPL - West Plainfield Station 30 Response Area	1	1
09/30/2023	2023-182	321 - EMS call, excluding vehicle accident with injury	A Shift	320- DVS-WPL - Borderline Call	2	2
10/01/2023	2023-183	321 - EMS call, excluding vehicle accident with injury	A Shift	0- WPL - West Plainfield Station 30 Response Area	3	4
10/02/2023	2023-184	324 - Motor vehicle accident with no injuries.	B Shift	0- WPL - West Plainfield Station 30 Response Area	2	2
10/05/2023	2023-185	554 - Assist invalid	C Shift	0- WPL - West Plainfield Station 30 Response Area	3	3
10/05/2023	2023-186	621 - Wrong location		701- WOF-WPL - Borderline Call	2	2
10/05/2023	2023-187	321 - EMS call, excluding vehicle accident with injury		0- WPL - West Plainfield Station 30 Response Area	3	3
10/06/2023	2023-188	322 - Motor vehicle accident with injuries	On-Call	0- WPL - West Plainfield Station 30 Response Area	4	4
10/07/2023	2023-189	611 - Dispatched & cancelled en route	On-Call	260- WNF Auto - Automatic Aid Winters (Not Borderline)	2	4
10/12/2023	2023-190	622 - No incident found on arrival at dispatch address	A Shift	102- WDL-WPL - Borderline Call	2	2
10/12/2023	2023-192	611 - Dispatched & cancelled en route	A Shift	0- WPL - West Plainfield Station 30 Response Area	1	2
10/13/2023	2023-193	118 - Trash or rubbish fire, contained	A Shift	0- WPL - West Plainfield Station 30 Response Area	4	5
10/15/2023	2023-194	143 - Grass fire	B Shift	0- WPL - West Plainfield Station 30 Response Area	4	5
10/16/2023	2023-195	622 - No incident found on arrival at dispatch address	On-Call	0- WPL - West Plainfield Station 30 Response Area	2	7
10/17/2023	2023-196	322 - Motor vehicle accident with injuries	On-Call	00- WPL Out - West Plainfield Mutual Aid Out of District	2	6
10/21/2023	2023-198	322 - Motor vehicle accident with injuries	B Shift	702- WOF-WDL-WPL - Borderline Call	3	4
10/21/2023	2023-199	324 - Motor vehicle accident with no injuries.	B Shift	0- WPL - West Plainfield Station 30 Response Area	1	1
10/21/2023	2023-200	321 - EMS call, excluding vehicle accident with injury	B Shift	0- WPL - West Plainfield Station 30 Response Area	2	3
10/22/2023	2023-201	611 - Dispatched & cancelled en route	C Shift	No Zone Selected	1	4
10/22/2023	2023-202	571 - Cover assignment, standby, moveup		No Zone Selected	1	4
10/23/2023	2023-203	111 - Building fire	C Shift	No Zone Selected	1	5
10/25/2023	2023-204	542 - Animal rescue	A Shift	0- WPL - West Plainfield Station 30 Response Area	3	4
10/27/2023	2023-205	413 - Oil or other combustible liquid spill	B Shift	702- WOF-WDL-WPL - Borderline Call	3	4
10/29/2023	2023-206	143 - Grass fire	C Shift	0- WPL - West Plainfield Station 30 Response Area	3	5
10/30/2023	2023-207	700 - False alarm or false call, other	C Shift	00- WPL Out - West Plainfield Mutual Aid Out of District	1	1
10/30/2023	2023-208	571 - Cover assignment, standby, moveup	A Shift	00- WPL Out - West Plainfield Mutual Aid Out of District	1	2
10/30/2023	2023-209	622 - No incident found on arrival at dispatch address	A Shift	261- WNF-WPL - Borderline Call	2	4
10/30/2023	2023-210	311 - Medical assist, assist EMS crew	A Shift	0- WPL - West Plainfield Station 30 Response Area	3	6
11/01/2023	2023-211	651 - Smoke scare, odor of smoke	B Shift	0- WPL - West Plainfield Station 30 Response Area	2	3
11/02/2023	2023-212	321 - EMS call, excluding vehicle accident with injury	B Shift	0- WPL - West Plainfield Station 30 Response Area	2	3

Only REVIEWED incidents included.



# West Plainfield Fire Department (CA)

Davis, CA

This report was generated on 7/10/2024 3:58:00 PM



## Basic Incident Info with Number of Responding Apparatus and Personnel for Date Range

**Start Date: 07/01/2023 | End Date: 06/30/2024**

DATE	INCIDENT #	INCIDENT TYPE	SHIFT	ZONE	# APP	# PERS
11/03/2023	2023-213	172 - Cultivated orchard or vineyard fire	C Shift	260- WNF Auto - Automatic Aid Winters (Not Borderline)	1	4
11/04/2023	2023-214	111 - Building fire	B Shift	00- WPL Out - West Plainfield Mutual Aid Out of District	1	1
11/04/2023	2023-215	571 - Cover assignment, standby, moveup	B Shift	00- WPL Out - West Plainfield Mutual Aid Out of District	1	3
11/09/2023	2023-216	324 - Motor vehicle accident with no injuries.		320- DVS-WPL - Borderline Call	3	4
11/11/2023	2023-217	321 - EMS call, excluding vehicle accident with injury	A Shift	0- WPL - West Plainfield Station 30 Response Area	4	8
11/13/2023	2023-218	142 - Brush or brush-and-grass mixture fire	B Shift	No Zone Selected	2	3
11/16/2023	2023-219	324 - Motor vehicle accident with no injuries.	C Shift	320- DVS-WPL - Borderline Call	3	4
11/18/2023	2023-220	321 - EMS call, excluding vehicle accident with injury	A Shift	0- WPL - West Plainfield Station 30 Response Area	3	6
11/18/2023	2023-221	111 - Building fire	A Shift	260- WNF Auto - Automatic Aid Winters (Not Borderline)	1	5
11/18/2023	2023-222	324 - Motor vehicle accident with no injuries.	A Shift	177- MDS-WOF-WPL - Borderline Call	5	6
11/18/2023	2023-223	321 - EMS call, excluding vehicle accident with injury	A Shift	177- MDS-WOF-WPL - Borderline Call	5	7
11/21/2023	2023-224	553 - Public service		0- WPL - West Plainfield Station 30 Response Area	3	3
11/21/2023	2023-225	611 - Dispatched & cancelled en route	B Shift	00- WPL Out - West Plainfield Mutual Aid Out of District	1	1
11/23/2023	2023-226	571 - Cover assignment, standby, moveup	A Shift	00- WPL Out - West Plainfield Mutual Aid Out of District	1	5
11/23/2023	2023-227	141 - Forest, woods or wildland fire	A Shift	260- WNF Auto - Automatic Aid Winters (Not Borderline)	2	5
11/23/2023	2023-228	321 - EMS call, excluding vehicle accident with injury	A Shift	260- WNF Auto - Automatic Aid Winters (Not Borderline)	1	4
11/23/2023	2023-229	321 - EMS call, excluding vehicle accident with injury	A Shift	260- WNF Auto - Automatic Aid Winters (Not Borderline)	1	4
11/23/2023	2023-230	321 - EMS call, excluding vehicle accident with injury	A Shift	260- WNF Auto - Automatic Aid Winters (Not Borderline)	1	2
11/23/2023	2023-231	321 - EMS call, excluding vehicle accident with injury	A Shift	260- WNF Auto - Automatic Aid Winters (Not Borderline)	1	2
11/23/2023	2023-232	321 - EMS call, excluding vehicle accident with injury	A Shift	260- WNF Auto - Automatic Aid Winters (Not Borderline)	1	3
11/24/2023	2023-233	141 - Forest, woods or wildland fire	A Shift	260- WNF Auto - Automatic Aid Winters (Not Borderline)	1	4
11/24/2023	2023-234	141 - Forest, woods or wildland fire	A Shift	260- WNF Auto - Automatic Aid Winters (Not Borderline)	1	4
11/24/2023	2023-235	571 - Cover assignment, standby, moveup	A Shift	00- WPL Out - West Plainfield Mutual Aid Out of District	1	4
11/26/2023	2023-236	611 - Dispatched & cancelled en route	B Shift	No Zone Selected	1	4
11/28/2023	2023-237	600 - Good intent call, other		No Zone Selected	2	3
11/30/2023	2023-238	140 - Natural vegetation fire, other	A Shift	702- WOF-WDL-WPL - Borderline Call	2	3
12/02/2023	2023-239	322 - Motor vehicle accident with injuries	B Shift	261- WNF-WPL - Borderline Call	4	5
12/03/2023	2023-240	321 - EMS call, excluding vehicle accident with injury	B Shift	No Zone Selected	3	4
12/05/2023	2023-241	321 - EMS call, excluding vehicle accident with injury		0- WPL - West Plainfield Station 30 Response Area	5	7
12/06/2023	2023-242	111 - Building fire	A Shift	260- WNF Auto - Automatic Aid Winters (Not Borderline)	2	3
12/06/2023	2023-243	542 - Animal rescue	A Shift	0- WPL - West Plainfield Station 30 Response Area	1	4
12/06/2023	2023-244	553 - Public service	A Shift	701- WOF-WPL - Borderline Call	3	4
12/07/2023	2023-245	352 - Extrication of victim(s) from vehicle	A Shift	702- WOF-WDL-WPL - Borderline Call	4	5

Only REVIEWED incidents included.

# West Plainfield Fire Department (CA)

Davis, CA

This report was generated on 7/10/2024 3:58:00 PM



## Basic Incident Info with Number of Responding Apparatus and Personnel for Date Range

Start Date: 07/01/2023 | End Date: 06/30/2024

DATE	INCIDENT #	INCIDENT TYPE	SHIFT	ZONE	# APP	# PERS
12/09/2023	2023-246	571 - Cover assignment, standby, moveup	C Shift	177- MDS-WOF-WPL - Borderline Call	2	4
12/11/2023	2023-247	611 - Dispatched & cancelled en route		No Zone Selected	1	3
12/13/2023	2023-248	131 - Passenger vehicle fire	B Shift	322- DVS-WDL-WPL - Borderline Call	2	3
12/14/2023	2023-249	324 - Motor vehicle accident with no injuries.	B Shift	102- WDL-WPL - Borderline Call	5	6
12/16/2023	2023-250	571 - Cover assignment, standby, moveup		00- WPL Out - West Plainfield Mutual Aid Out of District	1	2
12/19/2023	2023-251	541 - Animal problem	B Shift	0- WPL - West Plainfield Station 30 Response Area	1	2
12/19/2023	2023-252	324 - Motor vehicle accident with no injuries.	B Shift	261- WNF-WPL - Borderline Call	2	4
12/19/2023	2023-253	611 - Dispatched & cancelled en route	B Shift	260- WNF Auto - Automatic Aid Winters (Not Borderline)	1	2
12/19/2023	2023-254	324 - Motor vehicle accident with no injuries.	B Shift	261- WNF-WPL - Borderline Call	2	5
12/21/2023	2023-255	463 - Vehicle accident, general cleanup		702- WOF-WDL-WPL - Borderline Call	2	4
12/23/2023	2023-256	321 - EMS call, excluding vehicle accident with injury	A Shift	0- WPL - West Plainfield Station 30 Response Area	5	6
12/24/2023	2023-257	321 - EMS call, excluding vehicle accident with injury	A Shift	0- WPL - West Plainfield Station 30 Response Area	4	5
12/28/2023	2023-258	463 - Vehicle accident, general cleanup		320- DVS-WPL - Borderline Call	4	4
01/02/2024	2024-001	321 - EMS call, excluding vehicle accident with injury	C Shift	0- WPL - West Plainfield Station 30 Response Area	3	4
01/02/2024	2024-002	550 - Public service assistance, other	C Shift	0- WPL - West Plainfield Station 30 Response Area	3	5
01/08/2024	2024-003	611 - Dispatched & cancelled en route	C Shift	810- DIX - Special Call or Mutual Aid to Dixon	1	2
01/10/2024	2024-004	352 - Extrication of victim(s) from vehicle	A Shift	0- WPL - West Plainfield Station 30 Response Area	2	4
01/14/2024	2024-005	444 - Power line down	C Shift	261- WNF-WPL - Borderline Call	2	3
01/18/2024	2024-006	321 - EMS call, excluding vehicle accident with injury		0- WPL - West Plainfield Station 30 Response Area	3	4
01/18/2024	2024-007	322 - Motor vehicle accident with injuries		701- WOF-WPL - Borderline Call	3	4
01/18/2024	2024-008	611 - Dispatched & cancelled en route	B Shift	No Zone Selected	2	4
01/19/2024	2024-009	324 - Motor vehicle accident with no injuries.		701- WOF-WPL - Borderline Call	4	6
01/21/2024	2024-010	321 - EMS call, excluding vehicle accident with injury	C Shift	320- DVS-WPL - Borderline Call	1	3
01/22/2024	2024-011	571 - Cover assignment, standby, moveup	A Shift	00- WPL Out - West Plainfield Mutual Aid Out of District	1	6
01/23/2024	2024-012	321 - EMS call, excluding vehicle accident with injury		0- WPL - West Plainfield Station 30 Response Area	4	5
01/24/2024	2024-013	321 - EMS call, excluding vehicle accident with injury	B Shift	261- WNF-WPL - Borderline Call	2	3
01/25/2024	2024-014	321 - EMS call, excluding vehicle accident with injury	B Shift	0- WPL - West Plainfield Station 30 Response Area	3	4
01/28/2024	2024-015	324 - Motor vehicle accident with no injuries.	C Shift	261- WNF-WPL - Borderline Call	5	5
01/29/2024	2024-016	352 - Extrication of victim(s) from vehicle	A Shift	261- WNF-WPL - Borderline Call	2	3
01/29/2024	2024-017	321 - EMS call, excluding vehicle accident with injury	A Shift	0- WPL - West Plainfield Station 30 Response Area	4	5
02/01/2024	2024-018	561 - Unauthorized burning		No Zone Selected	3	3
02/01/2024	2024-019	736 - CO detector activation due to malfunction		No Zone Selected	4	5
02/02/2024	2024-020	561 - Unauthorized burning	C Shift	102- WDL-WPL - Borderline Call	2	3

Only REVIEWED incidents included.

# West Plainfield Fire Department (CA)

Davis, CA

This report was generated on 7/10/2024 3:58:00 PM



## Basic Incident Info with Number of Responding Apparatus and Personnel for Date Range

Start Date: 07/01/2023 | End Date: 06/30/2024

DATE	INCIDENT #	INCIDENT TYPE	SHIFT	ZONE	# APP	# PERS
02/03/2024	2024-021	611 - Dispatched & cancelled en route	A Shift	00- WPL Out - West Plainfield Mutual Aid Out of District	1	4
02/04/2024	2024-022	321 - EMS call, excluding vehicle accident with injury	A Shift	0- WPL - West Plainfield Station 30 Response Area	3	5
02/04/2024	2024-023	813 - Wind storm, tornado/hurricane assessment	A Shift	0- WPL - West Plainfield Station 30 Response Area	3	4
02/04/2024	2024-024	813 - Wind storm, tornado/hurricane assessment	A Shift	320- DVS-WPL - Borderline Call	3	4
02/04/2024	2024-025	813 - Wind storm, tornado/hurricane assessment	A Shift	0- WPL - West Plainfield Station 30 Response Area	3	4
02/04/2024	2024-026	324 - Motor vehicle accident with no injuries.	A Shift	0- WPL - West Plainfield Station 30 Response Area	4	5
02/04/2024	2024-027	445 - Arcing, shorted electrical equipment	A Shift	102- WDL-WPL - Borderline Call	3	4
02/04/2024	2024-028	445 - Arcing, shorted electrical equipment	A Shift	0- WPL - West Plainfield Station 30 Response Area	2	4
02/04/2024	2024-029	813 - Wind storm, tornado/hurricane assessment	A Shift	0- WPL - West Plainfield Station 30 Response Area	1	2
02/05/2024	2024-030	444 - Power line down	A Shift	261- WNF-WPL - Borderline Call	2	3
02/05/2024	2024-031	445 - Arcing, shorted electrical equipment	A Shift	0- WPL - West Plainfield Station 30 Response Area	4	5
02/05/2024	2024-032	813 - Wind storm, tornado/hurricane assessment	A Shift	0- WPL - West Plainfield Station 30 Response Area	2	3
02/05/2024	2024-033	363 - Swift water rescue	A Shift	701- WOF-WPL - Borderline Call	2	3
02/05/2024	2024-034	600 - Good intent call, other	A Shift	0- WPL - West Plainfield Station 30 Response Area	3	4
02/07/2024	2024-035	324 - Motor vehicle accident with no injuries.		0- WPL - West Plainfield Station 30 Response Area	3	4
02/07/2024	2024-036	444 - Power line down		00- WPL Out - West Plainfield Mutual Aid Out of District	2	3
02/09/2024	2024-037	553 - Public service	A Shift	0- WPL - West Plainfield Station 30 Response Area	1	3
02/15/2024	2024-38	611 - Dispatched & cancelled en route	A Shift	260- WNF Auto - Automatic Aid Winters (Not Borderline)	2	2
02/16/2024	2024-39	571 - Cover assignment, standby, moveup	A Shift	703- WOF Auto - Automatic Aid Willow Oak (Not Borderline)	1	2
02/17/2024	2024-040	622 - No incident found on arrival at dispatch address	A Shift	0- WPL - West Plainfield Station 30 Response Area	4	5
02/18/2024	2024-41	111 - Building fire	B Shift	177- MDS-WOF-WPL - Borderline Call	1	5
02/18/2024	2024-42	324 - Motor vehicle accident with no injuries.	B Shift	701- WOF-WPL - Borderline Call	2	3
02/21/2024	2024-43	542 - Animal rescue	A Shift	0- WPL - West Plainfield Station 30 Response Area	3	8
02/27/2024	2024-044	131 - Passenger vehicle fire		0- WPL - West Plainfield Station 30 Response Area	2	3
02/27/2024	2024-045	571 - Cover assignment, standby, moveup	A Shift	00- WPL Out - West Plainfield Mutual Aid Out of District	1	3
02/27/2024	2024-046	321 - EMS call, excluding vehicle accident with injury	A Shift	00- WPL Out - West Plainfield Mutual Aid Out of District	1	3
02/28/2024	2024-047	322 - Motor vehicle accident with injuries		00- WPL Out - West Plainfield Mutual Aid Out of District	3	4
03/01/2024	2024-48	553 - Public service	B Shift	0- WPL - West Plainfield Station 30 Response Area	2	3
03/02/2024	2024-49	611 - Dispatched & cancelled en route	B Shift	00- WPL Out - West Plainfield Mutual Aid Out of District	1	4
03/05/2024	2024-050	571 - Cover assignment, standby, moveup	A Shift	00- WPL Out - West Plainfield Mutual Aid Out of District	1	4
03/05/2024	2024-051	321 - EMS call, excluding vehicle accident with injury	A Shift	703- WOF Auto - Automatic Aid Willow Oak (Not Borderline)	2	4
03/08/2024	2024-052	611 - Dispatched & cancelled en route	C Shift	00- WPL Out - West Plainfield Mutual Aid Out of District	1	2
03/11/2024	2024-053	323 - Motor vehicle/pedestrian accident (MV Ped)	A Shift	0- WPL - West Plainfield Station 30 Response Area	5	8

Only REVIEWED incidents included.

# West Plainfield Fire Department (CA)

Davis, CA

This report was generated on 7/10/2024 3:58:00 PM



## Basic Incident Info with Number of Responding Apparatus and Personnel for Date Range

Start Date: 07/01/2023 | End Date: 06/30/2024

DATE	INCIDENT #	INCIDENT TYPE	SHIFT	ZONE	# APP	# PERS
03/11/2024	2024-054	422 - Chemical spill or leak	A Shift	0- WPL - West Plainfield Station 30 Response Area	3	6
03/11/2024	2024-055	321 - EMS call, excluding vehicle accident with injury	A Shift	0- WPL - West Plainfield Station 30 Response Area	5	6
03/12/2024	2024-056	541 - Animal problem	B Shift	0- WPL - West Plainfield Station 30 Response Area	1	4
03/12/2024	2024-057	321 - EMS call, excluding vehicle accident with injury	B Shift	260- WNF Auto - Automatic Aid Winters (Not Borderline)	2	3
03/13/2024	2024-58	322 - Motor vehicle accident with injuries		177- MDS-WOF-WPL - Borderline Call	4	4
03/16/2024	2024-059	321 - EMS call, excluding vehicle accident with injury	A Shift	0- WPL - West Plainfield Station 30 Response Area	4	6
03/19/2024	2024-060	143 - Grass fire	B Shift	810- DIX - Special Call or Mutual Aid to Dixon	1	5
03/22/2024	2024-061	542 - Animal rescue	A Shift	0- WPL - West Plainfield Station 30 Response Area	1	3
03/22/2024	2024-062	542 - Animal rescue	A Shift	0- WPL - West Plainfield Station 30 Response Area	1	5
03/24/2024	2024-63	733 - Smoke detector activation due to malfunction	B Shift	0- WPL - West Plainfield Station 30 Response Area	5	6
03/25/2024	2024-64	321 - EMS call, excluding vehicle accident with injury	B Shift	0- WPL - West Plainfield Station 30 Response Area	1	2
03/26/2024	2024-065	611 - Dispatched & cancelled en route		No Zone Selected	4	4
03/27/2024	2024-066	321 - EMS call, excluding vehicle accident with injury	C Shift	0- WPL - West Plainfield Station 30 Response Area	2	4
03/27/2024	2024-067	324 - Motor vehicle accident with no injuries.		No Zone Selected	4	4
03/31/2024	2024-68	700 - False alarm or false call, other	B Shift	0- WPL - West Plainfield Station 30 Response Area	3	6
04/03/2024	2024-069	321 - EMS call, excluding vehicle accident with injury	A Shift	0- WPL - West Plainfield Station 30 Response Area	2	4
04/04/2024	2024-070	321 - EMS call, excluding vehicle accident with injury	A Shift	0- WPL - West Plainfield Station 30 Response Area	3	5
04/06/2024	2024-71	321 - EMS call, excluding vehicle accident with injury	B Shift	0- WPL - West Plainfield Station 30 Response Area	3	4
04/06/2024	2024-72	611 - Dispatched & cancelled en route	B Shift	00- WPL Out - West Plainfield Mutual Aid Out of District	1	4
04/06/2024	2024-73	571 - Cover assignment, standby, moveup	B Shift	00- WPL Out - West Plainfield Mutual Aid Out of District	1	2
04/08/2024	2024-074	412 - Gas leak (natural gas or LPG)	C Shift	0- WPL - West Plainfield Station 30 Response Area	2	3
04/08/2024	2024-075	352 - Extrication of victim(s) from vehicle	C Shift	701- WOF-WPL - Borderline Call	4	5
04/09/2024	2024-076	631 - Authorized controlled burning	A Shift	0- WPL - West Plainfield Station 30 Response Area	2	3
04/12/2024	2024-077	321 - EMS call, excluding vehicle accident with injury	B Shift	00- WPL Out - West Plainfield Mutual Aid Out of District	1	2
04/12/2024	2024-78	140 - Natural vegetation fire, other	B Shift	9999- XSO - Mutual Aid to Solano County (Not Dixon)	1	3
04/13/2024	2024-79	324 - Motor vehicle accident with no injuries.	B Shift	0- WPL - West Plainfield Station 30 Response Area	3	4
04/17/2024	2024-80	321 - EMS call, excluding vehicle accident with injury	B Shift	701- WOF-WPL - Borderline Call	5	5
04/18/2024	2024-81	321 - EMS call, excluding vehicle accident with injury	B Shift	260- WNF Auto - Automatic Aid Winters (Not Borderline)	1	3
04/19/2024	2024-082	900 - Special type of incident, other	C Shift	0- WPL - West Plainfield Station 30 Response Area	1	1
04/21/2024	2024-083	321 - EMS call, excluding vehicle accident with injury	A Shift	00- WPL Out - West Plainfield Mutual Aid Out of District	1	3
04/23/2024	2024-84	143 - Grass fire	B Shift	702- WOF-WDL-WPL - Borderline Call	2	2
04/24/2024	2024-085	322 - Motor vehicle accident with injuries		0- WPL - West Plainfield Station 30 Response Area	4	3
04/30/2024	2024-086	553 - Public service	B Shift	0- WPL - West Plainfield Station 30 Response Area	2	3

Only REVIEWED incidents included.

# West Plainfield Fire Department (CA)

Davis, CA

This report was generated on 7/10/2024 3:58:00 PM



## Basic Incident Info with Number of Responding Apparatus and Personnel for Date Range

**Start Date: 07/01/2023 | End Date: 06/30/2024**

DATE	INCIDENT #	INCIDENT TYPE	SHIFT	ZONE	# APP	# PERS
04/30/2024	2024-087	321 - EMS call, excluding vehicle accident with injury		0- WPL - West Plainfield Station 30 Response Area	4	4
05/01/2024	2024-88	321 - EMS call, excluding vehicle accident with injury	C Shift	0- WPL - West Plainfield Station 30 Response Area	4	5
05/03/2024	2024-089	631 - Authorized controlled burning	A Shift	261- WNF-WPL - Borderline Call	3	4
05/05/2024	2024-90	553 - Public service	B Shift	0- WPL - West Plainfield Station 30 Response Area	1	1
05/07/2024	2024-91	611 - Dispatched & cancelled en route		0- WPL - West Plainfield Station 30 Response Area	2	3
05/09/2024	2024-092	611 - Dispatched & cancelled en route	C Shift	810- DIX - Special Call or Mutual Aid to Dixon	1	4
05/09/2024	2024-093	571 - Cover assignment, standby, moveup	A Shift	00- WPL Out - West Plainfield Mutual Aid Out of District	1	3
05/10/2024	2024-094	611 - Dispatched & cancelled en route	A Shift	703- WOF Auto - Automatic Aid Willow Oak (Not Borderline)	2	5
05/10/2024	2024-095	324 - Motor vehicle accident with no injuries.	A Shift	0- WPL - West Plainfield Station 30 Response Area	4	5
05/10/2024	2024-096	571 - Cover assignment, standby, moveup	A Shift	00- WPL Out - West Plainfield Mutual Aid Out of District	1	2
05/11/2024	2024-97	322 - Motor vehicle accident with injuries	B Shift	702- WOF-WDL-WPL - Borderline Call	3	4
05/12/2024	2024-98	321 - EMS call, excluding vehicle accident with injury	B Shift	0- WPL - West Plainfield Station 30 Response Area	3	4
05/12/2024	2024-99	735 - Alarm system sounded due to malfunction	B Shift	0- WPL - West Plainfield Station 30 Response Area	4	5
05/13/2024	2024-100	321 - EMS call, excluding vehicle accident with injury		00- WPL Out - West Plainfield Mutual Aid Out of District	1	3
05/14/2024	2024-101	321 - EMS call, excluding vehicle accident with injury		0- WPL - West Plainfield Station 30 Response Area	3	4
05/15/2024	2024-102	541 - Animal problem	A Shift	0- WPL - West Plainfield Station 30 Response Area	1	2
05/15/2024	2024-103	143 - Grass fire	A Shift	00- WPL Out - West Plainfield Mutual Aid Out of District	2	5
05/16/2024	2024-104	622 - No incident found on arrival at dispatch address	A Shift	0- WPL - West Plainfield Station 30 Response Area	2	3
05/16/2024	2024-105	631 - Authorized controlled burning	A Shift	0- WPL - West Plainfield Station 30 Response Area	2	3
05/17/2024	2024-106	162 - Outside equipment fire	B Shift	0- WPL - West Plainfield Station 30 Response Area	5	5
05/17/2024	2024-107	324 - Motor vehicle accident with no injuries.	B Shift	0- WPL - West Plainfield Station 30 Response Area	3	3
05/19/2024	2024-108	571 - Cover assignment, standby, moveup	C Shift	00- WPL Out - West Plainfield Mutual Aid Out of District	1	4
05/21/2024	2024-109	352 - Extrication of victim(s) from vehicle	A Shift	0- WPL - West Plainfield Station 30 Response Area	2	4
05/21/2024	2024-110	622 - No incident found on arrival at dispatch address	A Shift	701- WOF-WPL - Borderline Call	2	4
05/22/2024	2024-111	571 - Cover assignment, standby, moveup	A Shift	00- WPL Out - West Plainfield Mutual Aid Out of District	1	3
05/23/2024	2024-112	571 - Cover assignment, standby, moveup	B Shift	00- WPL Out - West Plainfield Mutual Aid Out of District	1	2
05/23/2024	2024-113	143 - Grass fire	B Shift	9999- XSO - Mutual Aid to Solano County (Not Dixon)	1	1
05/25/2024	2024-114	322 - Motor vehicle accident with injuries	C Shift	0- WPL - West Plainfield Station 30 Response Area	3	4
05/26/2024	2024-115	911 - Citizen complaint	C Shift	0- WPL - West Plainfield Station 30 Response Area	3	4
05/27/2024	2024-116	600 - Good intent call, other	A Shift	0- WPL - West Plainfield Station 30 Response Area	2	3
05/27/2024	2024-117	324 - Motor vehicle accident with no injuries.	A Shift	701- WOF-WPL - Borderline Call	5	6
05/28/2024	2024-118	143 - Grass fire	A Shift	703- WOF Auto - Automatic Aid Willow Oak (Not Borderline)	3	5
05/31/2024	2024-119	321 - EMS call, excluding vehicle accident with injury	C Shift	0- WPL - West Plainfield Station 30 Response Area	3	4

Only REVIEWED incidents included.

# West Plainfield Fire Department (CA)

Davis, CA

This report was generated on 7/10/2024 3:58:00 PM



## Basic Incident Info with Number of Responding Apparatus and Personnel for Date Range

**Start Date: 07/01/2023 | End Date: 06/30/2024**

DATE	INCIDENT #	INCIDENT TYPE	SHIFT	ZONE	# APP	# PERS
05/31/2024	2024-120	611 - Dispatched & cancelled en route	C Shift	00- WPL Out - West Plainfield Mutual Aid Out of District	1	4
05/31/2024	2024-121	611 - Dispatched & cancelled en route	C Shift	00- WPL Out - West Plainfield Mutual Aid Out of District	1	2
05/31/2024	2024-122	112 - Fires in structure other than in a building	C Shift	00- WPL Out - West Plainfield Mutual Aid Out of District	1	5
06/02/2024	2024-123	352 - Extrication of victim(s) from vehicle	A Shift	00- WPL Out - West Plainfield Mutual Aid Out of District	4	6
06/03/2024	2024-124	140 - Natural vegetation fire, other	A Shift	00- WPL Out - West Plainfield Mutual Aid Out of District	1	4
06/07/2024	2024-126	324 - Motor vehicle accident with no injuries.		No Zone Selected	3	3
06/08/2024	2024-128	321 - EMS call, excluding vehicle accident with injury	B Shift	0- WPL - West Plainfield Station 30 Response Area	3	4
06/09/2024	2024-129	321 - EMS call, excluding vehicle accident with injury	A Shift	0- WPL - West Plainfield Station 30 Response Area	5	6
06/12/2024	2024-132	571 - Cover assignment, standby, moveup		No Zone Selected	2	2
06/12/2024	2024-133	460 - Accident, potential accident, other		No Zone Selected	4	4
06/12/2024	2024-134	460 - Accident, potential accident, other		No Zone Selected	4	4
06/17/2024	2024-136	571 - Cover assignment, standby, moveup		No Zone Selected	1	3
06/17/2024	2024-137	745 - Alarm system activation, no fire - unintentional		No Zone Selected	1	3
06/17/2024	2024-138	700 - False alarm or false call, other	A Shift	0- WPL - West Plainfield Station 30 Response Area	1	2
06/17/2024	2024-139	553 - Public service	B Shift	0- WPL - West Plainfield Station 30 Response Area	3	5
06/17/2024	2024-140	143 - Grass fire		No Zone Selected	2	3
06/17/2024	2024-141	900 - Special type of incident, other	C Shift	0- WPL - West Plainfield Station 30 Response Area	1	4
06/18/2024	2024-142	611 - Dispatched & cancelled en route		No Zone Selected	1	2
06/18/2024	2024-144	611 - Dispatched & cancelled en route		No Zone Selected	1	2
06/18/2024	2024-145	143 - Grass fire		No Zone Selected	2	3
06/18/2024	2024-146	611 - Dispatched & cancelled en route		No Zone Selected	2	2
06/19/2024	2024-147	611 - Dispatched & cancelled en route		No Zone Selected	1	2
06/19/2024	2024-148	611 - Dispatched & cancelled en route		No Zone Selected	1	2
06/19/2024	2024-149	571 - Cover assignment, standby, moveup		No Zone Selected	1	2
06/20/2024	2024-150	321 - EMS call, excluding vehicle accident with injury	A Shift	No Zone Selected	3	5
06/21/2024	2024-151	622 - No incident found on arrival at dispatch address	A Shift	0- WPL - West Plainfield Station 30 Response Area	3	4
06/25/2024	2024-152	111 - Building fire	C Shift	00- WPL Out - West Plainfield Mutual Aid Out of District	1	3
06/26/2024	2024-153	511 - Lock-out	A Shift	0- WPL - West Plainfield Station 30 Response Area	3	4
06/26/2024	2024-154	631 - Authorized controlled burning		701- WOF-WPL - Borderline Call	1	2
06/26/2024	2024-155	171 - Cultivated grain or crop fire	A Shift	00- WPL Out - West Plainfield Mutual Aid Out of District	1	3
06/26/2024	2024-156	322 - Motor vehicle accident with injuries	A Shift	0- WPL - West Plainfield Station 30 Response Area	3	5
06/27/2024	2024-157	700 - False alarm or false call, other	A Shift	0- WPL - West Plainfield Station 30 Response Area	3	4
06/28/2024	2024-158	142 - Brush or brush-and-grass mixture fire	B Shift	0- WPL - West Plainfield Station 30 Response Area	1	2

Only REVIEWED incidents included.

# West Plainfield Fire Department (CA)

Davis, CA

This report was generated on 7/10/2024 3:58:00 PM



## Basic Incident Info with Number of Responding Apparatus and Personnel for Date Range

**Start Date: 07/01/2023 | End Date: 06/30/2024**

DATE	INCIDENT #	INCIDENT TYPE	SHIFT	ZONE	# APP	# PERS
06/29/2024	2024-159	321 - EMS call, excluding vehicle accident with injury	B Shift	0- WPL - West Plainfield Station 30 Response Area	5	6
06/29/2024	2024-160	321 - EMS call, excluding vehicle accident with injury	B Shift	0- WPL - West Plainfield Station 30 Response Area	5	6
06/29/2024	2024-161	138 - Off-road vehicle or heavy equipment fire	B Shift	0- WPL - West Plainfield Station 30 Response Area	3	4

Average # App per Call: 2

**TOTAL # INCIDENTS: 300**

Average # Personnel per Call Prior to October 16, 2023: 3.43

Average # Personnel per Call Since Oct 16, 2023: 3.82

Without Cancelled En-Route Numbers -

Average # Personnel per Call Prior to October 16, 2023: 3.58

Average # Personnel per Call Since Oct 16, 2023: 3.92

## WEST PLAINFIELD FIRE DEPARTMENT - FYE 2024 - Sorted by Zone

DATE	INCIDENT #	INCIDENT TYPE	SHIFT	ZONE	# APP	# PERS
06/18/2024	2024-144	611 - Dispatched & cancelled en route		No Zone Selected	1	2
06/18/2024	2024-146	611 - Dispatched & cancelled en route		No Zone Selected	2	2
06/19/2024	2024-147	611 - Dispatched & cancelled en route		No Zone Selected	1	2
06/19/2024	2024-148	611 - Dispatched & cancelled en route		No Zone Selected	1	2
02/01/2024	2024-019	736 - CO detector activation due to malfunction		No Zone Selected	4	5
06/17/2024	2024-137	745 - Alarm system activation, no fire - unintentional		No Zone Selected	1	3

**TOTAL # INCIDENTS: 300**

Auto Aid - Winters:	24	Borderline - WPL, WOF:	14
Auto Aid - Willow Oak:	5	Borderline - WPL, MDS:	1
Aid - Solano County:	5	Borderline - WPL, DVS:	12
Mutual Aid - Out of District:	45	Borderline - WPL, UCD:	1
	60	Borderline - WPL, WDL, WOF:	10
	20.00%	Borderline - WPL, DVS, WDL:	6
		Borderline - WPL, WOF, MDS:	7
			<u>65</u>
			21.67%





## West Plainfield Fire Protection District

24901 County Road 95, Davis, CA 95616

(530) 756-0212

---

**DATED** July 16, 2024  
**TO** Board of Fire Commissioners  
**FROM** Budget & Benefits Committee Chair Commissioner Beth Stiles  
Fire Chief Cherie Rita  
**SUBJECT** Bills Paid Since Last Report - For Board Ratification  
Deposits to Date FYE 2025 - Informational

---

### Submitted for Payment

Non-US Bank Statement Bills Paid Since Last Report (see attached)	\$70,817.88
US Bank Statement 06/15/2024 Paid Since Last Report (see attached)	<u>6,348.82</u>
<b>TOTAL</b>	<b><u><u>\$77,166.70</u></u></b>

### Deposits

NONE

<b>TOTAL</b>	<b><u><u>\$0.00</u></u></b>
--------------	-----------------------------

## WEST PLAINFIELD FIRE PROTECTION DISTRICT

Attachment to July 16, 2024, Report to Board - Bills Paid Since Last Report - For Ratification

Vendor	Invoice Date	Category	Assigned To	Total	Details
California Department of Justice	06/05/2024	Pre-Employment	Sayer-Peterson K	49.00	Background check
ESO	06/17/2024	IT - Data / Subscriptions	Station	5,358.00	07/01/24 - 06/30/25 (RMS - EHR; NEMISIS/NFIRS)
FDAC	06/20/2024	Expense - Membership	District	250.00	07/01/24 - 06/30/25
Interstate Oil Company	06/19/2024	Fuel - Propane	Well	89.31	25 gal
Interstate Oil Company	06/19/2024	Equipment / Tools / Parts	Well	70.36	2nd stage regulator (propane tank)
Interstate Oil Company	06/19/2024	Lease - Equipment	Well	77.94	06/19/24 - 06/18/25 (propane tank)
Interstate Oil Company	06/24/2024	Fuel - Propane	Well	411.88	115.3 gal
LEAF	06/20/2024	Lease - Equipment	Copier	118.64	06/24
LN Curtis & Sons	02/26/2024	Clothing - PPE Structure	Rehan M	83.74	Patches
LN Curtis & Sons	02/26/2024	Clothing - PPE Wildland	Rehan M	59.85	Patches and zipper interfaces
Pisani's Auto Parts	06/29/2024	Maintenance - Apparatus	E30	166.18	AC (134A Johnsen 12 oz and core deposit)
Pisani's Auto Parts	06/29/2024	Maintenance - Apparatus	E30	(42.90)	AC (core deposit return)
Pisani's Auto Parts	06/29/2024	Maintenance - Apparatus	E30	112.56	AC (134A Johnsen 12 oz)
Quill LLC	06/11/2024	Supplies - Cleaning	Station	14.03	Sponge (Scotch, no scratch, 6 pk)
Quill LLC	06/11/2024	Expense - Office - Printing	Station	44.50	Paper (8-1/2 x 11, 20 lb 92)
Quill LLC	06/11/2024	Supplies - Garbage	Station	25.73	Garbage bags (Glad Forceflex 13 gal 100 ct)
Quill LLC	06/11/2024	Supplies - Toiletries & Towels	Station	30.02	Bath tissue (18 ct)
Quill LLC	06/11/2024	Supplies - Cleaning	Station	18.33	Cleaner - all purpose
River City Fire Equipment	06/17/2024	Maintenance - Equipment	Fire Extinguisher	123.00	Recharge x2
River City Fire Equipment	06/17/2024	Maintenance - Equipment	Fire Extinguisher	248.85	O-ring V-Stem
Sterling May Company	06/04/2024	Batteries	Equipment	(3,887.91)	Carl Moyer Voucher
Sterling May Company	06/06/2024	Equipment / Tools / Parts	Station	7,558.92	Mower (Quest V Series Electric)
Sterling May Company	06/06/2024	Batteries	Equipment	3,887.91	Mower (Batteries x 8)
Sterling May Company	06/06/2024	Equipment / Tools / Parts	Station	(7,558.92)	Carl Moyer Voucher / Trade-In (John Deer D130)
The Radio Guys	06/25/2024	Batteries	Radio	174.82	Battery (BK P150 - Li Ion 3600 mAh)
The Radio Guys	06/25/2024	Equipment / Tools / Parts - Radios & Pagers	Radio	45.05	Charger x2 (BK King Portable)
YCPARMIA	07/05/2024	Insurance - Property / Broiler	District	2,818.00	07/01/24 - 06/30/25
YCPARMIA	07/05/2024	Insurance - Work Comp	District	51,371.00	07/01/24 - 06/30/25
YCPARMIA	07/05/2024	Insurance - Fidelity, E&O, etc	District	75.00	07/01/24 - 06/30/25
YCPARMIA	07/05/2024	Insurance - General & Auto	District	9,025.00	07/01/24 - 06/30/25
				<b>70,817.88</b>	<b>TOTAL NON US BANK SUBMITTED FOR PAYMENT</b>

Vendor	Invoice Date	Category	Assigned To	Total	Details
Adobe	06/08/2024	IT - Data / Subscriptions	District	19.99	06/08/24 - 07/07/24
Alarm Grid	05/15/2024	IT - Hardware	Station	1,643.95	YCPARMIA Grant - Alarm Units (50/50)
Alhambra	05/23/2024	Water and Water Service	Station	39.46	5 gal bottle x3
Alhambra	06/06/2024	Water and Water Service	Station	47.95	5 gal bottle x4
AT&T Mobility - FirstNet	05/02/2024	IT - Data / Subscriptions	W30	40.24	05/03/24 - 06/02/24
AT&T Mobility - FirstNet	05/02/2024	IT - Data / Subscriptions	B30	40.24	05/03/24 - 06/02/24
AT&T Mobility - FirstNet	05/02/2024	IT - Data / Subscriptions	B330	40.24	05/03/24 - 06/02/24
AT&T Mobility - FirstNet	05/02/2024	IT - Data / Subscriptions	Phone - Duty	45.41	05/03/24 - 06/02/24
AT&T Mobility - FirstNet	05/02/2024	IT - Data / Subscriptions	E30	40.24	05/03/24 - 06/02/24
AT&T Mobility - FirstNet	05/02/2024	IT - Data / Subscriptions	B230	40.24	05/03/24 - 06/02/24
Camping World	05/30/2024	Equipment / Tools / Parts	B230	37.83	Power Inlet
Costco	05/14/2024	Capital Improvement - Station	Station	1,608.74	Wood Shed (8' x 10')
Costco	05/18/2024	Water and Water Service	Apparatus	70.72	40 pk Water x6 + Gatorade x2
Google	05/31/2024	IT - Data / Subscriptions	District	263.99	05/01/24 - 05/31/24
Home Depot	05/31/2024	Capital Improvement - Station	Station	105.19	Shed Floor
Home Depot	06/09/2024	Supplies - Training	Training	317.64	Lumber
PG&E	05/14/2024	PG&E	Station	655.77	04/09/2024 - 05/07/2024
PG&E	05/14/2024	PG&E	Station	0.67	04/09/2024 - 05/07/2024
PG&E	05/14/2024	PG&E	Lillard Hall	0.68	04/09/2024 - 05/07/2024
PG&E	05/14/2024	PG&E	Lillard Hall	355.64	04/09/2024 - 05/07/2024
Recology Davis	04/30/2024	Garbage Service	Station	410.87	04/24
Starlink	06/02/2024	IT - Data / Subscriptions	Station	120.00	06/02/24 - 07/01/24
Sunbelt Rentals	06/10/2024	Capital Improvement - Station	Station	330.63	PO#5318 - cement mixer rental
Sunbelt Rentals	06/10/2024	Capital Improvement - Station	Station	(80.44)	Credit PO#5318 - cement mixer rental
Sunbelt Rentals	06/10/2024	Capital Improvement - Station	Station	(77.80)	Credit PO#5318 - cement mixer rental
Take Command	05/31/2024	Benefit - QSEHRA	Personnel	120.00	05/31/24 - 06/30/24
Vonage	06/05/2024	Expense - Office - Other	Phone - Station	15.89	05/06/24 - 06/05/24
Wizix	05/17/2024	Expense - Office - Other	Copier	49.51	bw232 color200 (50 coverage)
Wizix	06/05/2024	Expense - Office - Other	Copier	45.33	bw326 color156 (6 coverage)
				<b>6,348.82</b>	<b>US BANK STMT 06/15/2024 SUBMITTED</b>



## West Plainfield Fire Protection District

24901 County Road 95, Davis, CA 95616 (530) 756-0212

### MINUTES BOARD OF COMMISSIONERS – REGULAR MEETING June 25, 2024, at 7:00 PM

To be Held in Person at Lillard Hall  
24905 County Road 95  
Davis, CA 95616

To be Held by Zoom: <https://us06web.zoom.us/j/98831083439>  
One tap mobile – +16699006833,98831083439#  
Dial by your location – (669) 900-6833 US (San Jose)  
Meeting ID: 988 3108 3439

1. Call the Meeting to Order and Establish Quorum (Vice President Roos)  
Vice President Roos called the meeting to order at 7:00PM

Board Clerk Kytiana Sayer-Peterson called the roll and established a quorum. Present Were:

Commissioners: Emily Amy, Beth Stiles, Warren Roos, and John Lindsey  
Staff: Fire Chief Rita, Assistant Chief Dave Stiles, Fire Captain Patrick Fish,  
Via Zoom: Fire Captain Tom Stiles

2. Public Comment

No Public Comment

3. Weed Abatement Report (Firefighter Lee)

Firefighter Jon Lee reports that the second inspections have been completed. Total of 9 properties still to check, 6 properties compliant, and 31 properties not compliant/in violation.

4. Old Business

a. Discussion / Action – QSEHRA Plan (Chief Rita)

i. Adopt Resolution 24-03 – A Resolution Adopting Revised Plan Document – West Plainfield Fire Protection District Qualified Small Employer Health Reimbursement Arrangement Plan (QSEHRA)

Discussion: Commissioner Amy inquires about the access for those listed on the functions of the administrator, and asks for clarification on who may assist the Fire Chief in administering the plan.

Fire Chief Rita replied that later in the plan, certain functions such as eligibility confirmation are allocated to the plans administrator.

Commissioner Amy asserts that the role of Fire Chief has many responsibilities and questions if the Fire Chief would be able to conduct the administering of the plan without assistance.

Fire Chief Rita replies that “any agent including a subcontractor” could take on some of these responsibilities under the assignment of the Fire Chief and while maintaining full confidentiality.

Motion: Adopt Resolution 24-03 as amended

By: Commissioner Amy

Second: Commissioner Roos

Discussion: No Discussion

In Favor: Commissioner Roos, Commissioner Amy, Commissioner Lindsey, Commissioner Stiles

Motion passes unanimously

ii. Approve QSEHRA Forms

1. Summary Plan Description

2. Questions and Answers

Motion: QSEHRA Forms Adopt Summary Plan and Questions and Answers

Discussion: No Discussion

By: Commissioner Stiles

Second: Commissioner Amy

Motion passed unanimously

iii. Withdraw from Take Command Services Agreement

Motion: Withdraw from Take Command Services Agreement

By: Commissioner Lindsey

Second: Commissioner Roos

Discussion: No Discussion

Motion passed unanimously

b. Discussion / Action – Adopt Procedure 1005 – Leaves and Absences – Career Staff (Chief Rita)

Fire Chief Rita made changes approved to section regarding Bereavement Leave and Sick Leave based on recommendations from Commissioner Amy.

Discussion:

Commissioner Amy inquired about item number 2 regarding maximum time off per request.

Fire Chief Rita confirms that item number 2 speaks towards the maximum time off that can be requested.

Motion: Adopt Procedure 1005 – Leaves and Absences – Career Staff as amended

By: Commissioner Roos

Second: Commissioner Lindsey

Discussion: No Discussion

Motion passed unanimously

## 5. New Business

### a. Solar for Station (Commissioner Roos)

Commissioner Roos addresses the progress on solar acquisition for the station. Roos confirms that it has been difficult to get in contact with the nearby airport to discuss the installation of solar in a way that would not impact the airport. He also states that it is not possible to parse out the solar energy to different meters, currently 4 meters operating. Will likely run energy, if acquired, to the most impacted meter.

Working on contacting airport to discuss impacts of solar panes on aviators.

### b. Discussion / Action – Authorize Individuals Regarding Approval of Various Financial Transactions with Yolo County Department of Financial Services For Fiscal Year 2024-2025 (Form *Special Districts and Other Agencies Authorization Form – FY 2024-2025*) (Chief Rita)

Motion: Approve authorization of Individuals Regarding Approval of Various Financial Transactions with Yolo County Department of Financial Services For Fiscal Year 2024-2025

By: Commissioner Amy

Second: Commissioner Stiles

Motion passed and four commissioner signatures acquired

### c. Discussion / Action – Approve Policies (Chief Rita)

#### i. Policy 1039 – Compensated Leave

Commissioner Amy was shocked at the amount of compensated leave provided to employees per month and brought this item to the boards attention.

Commissioner Roos asked of the board if less hours in compensated leave discourage employees from joining the West Plainfield Fire Protection District.

Chief Rita confirms that compensated leave includes sick leave time 11.2 hours a month and paid time off 17 hours a month.

Commissioner Amy also spoke on a high cap for sick leave time and recommends lowering the cap on the paid leave.

Assistant Chief Stiles implores the board to connect with Firefighter forming association before making the change.

#### ii. Policy 1040 – Family and Medical Leave – Unpaid

#### iii. Policy 1041 – Military Leave

#### iv. Policy 1042 – Pregnancy Disability Leave

Motion: Approve Policies 1039,1040, 1041, and 1042

By: Commissioner Amy

Second: Commissioner Stiles

Motion passed unanimously

### d. Discussion / Action – Standing Committee – Reports

i. Lillard Hall Committee – **Amy**, Roos

1. Hall Manager Report

Report provided and projected on the screen from Lillard Hall.  
Lillard Hall will be meeting next on July 3<sup>rd</sup> 2024.

ii. Budget and Benefits Committee – **Stiles**, Lindsey

1. Discussion / Action - Approval of June 6, 2024 Minutes

Motion: Approve Personnel committee meeting minutes  
for June 5<sup>th</sup> and June 21<sup>st</sup>

By: Commissioner Roos

Second: Commissioner Stiles

Discussion: No Discussion

360 Evaluations back on July 8<sup>th</sup>

iii. Personnel Committee – **Amy**, McMullen

1. Discussion / Action – Approval of June 5, 2024 Minutes

2. Discussion / Action – Approval of June 21, 2024 Minutes

Commissioner amy spoke towards the interviews to be scheduled  
and announces that 2 candidates have been selected by the  
Personnel committee. Will move forward with for interviews after  
July 8<sup>th</sup> as the 360 Evaluations back on July 8<sup>th</sup>.

Commissioner Stiles following July 12<sup>th</sup> not on Sunday or Monday,  
Hall is full Tuesday, Wednesday, and Thursday will reflect in  
calendar.

Commissioner Roos unavailable 12-16 of July.

Commissioner Lindsey unavailable weekends and July 26<sup>th</sup>.

Doodle poll will be sent to schedule interviews

Motion: Approve Personnel committee meeting minutes for  
June 5<sup>th</sup> and June 21<sup>st</sup>

By: Commissioner Amy

Second: Commissioner Lindsey

6. Assistant Chief's Report (Assistant Chief Stiles)

Apparatus has a no start issue and has been sent to the shop for repairs, expecting to  
be back by mid week next week. The repairs are covered under warranty. AC Stiles  
addresses that there is a Durango being donated that is ready to schedule pickup.  
Additionally, AC Stiles discusses the final inspection and acceptance of generator

7. Fire Fighter's Association Report (President Lee)

Have not met, there is a meeting in July. Nothing to report at this time.

8. Clerk's Report

a. Discussion / Action – West Plainfield Fire Protection District Bill Review /  
Ratification

Motion: Ratify Bill Pay

By: Commissioner Amy

Second: Commissioner Stiles

Discussion: No Discussion

Motion passed unanimously

b. Discussion / Action - Approval of May 21, 2024, Regular Board Meeting Minutes

Discussion:

Commissioner Roos sent corrections to Minutes VIA email

Commissioner Amy proposes the following corrections: May 21<sup>st</sup> Item 3 "Chair of Personnel Committee", "Firefighter Lee was not present and AC Stiles presented information", Personnel Committee "Personnel" without two 'p's, Item 4 Remove paragraph from budge and benefits committee (page 11)

Motion: Approve Minutes with corrections

By: Commissioner Amy

Second: Commissioner Roos

Discussion: No Discussion

Motion passed unanimously

c. Discussion / Action – Approval of June 5, 2024, Special Board Meeting Minutes

Discussion:

Commissioner Amy proposes the correction "Yolo Fire Protection District" and not Yolo county fire protection district

Commissioner Roos sent corrections to Minutes VIA email

Motion: Approve Minutes with corrections

By: Commissioner Lindsey

Second: Commissioner Roos

Motion passed unanimously

d. Discussion / Action – Approval of June 12, 2024, Special Board Meeting Minutes

Discussion:

Commissioner Amy inquires if zoom attendees are listed as meeting attendees in a separate list. Commissioner Amy does notate those that were present VIA Zoom to be listed as zoom attendees during the meeting.

Commissioner Amy proposes the following corrections: "Commissioner Amy did not recall email in April from Chief, for tonight had searched"

Motion: Approve Minutes with corrections

By: Commissioner Amy

Second: Commissioner Roos

Motion passed unanimously

9. Open Forum

Fire Chief Rita spoke towards current fire updates.

Fire Chief rita asks for the consensus of the board on sending/ mailing Postcards for July Public hearing to support transparency

10. Next regular Board meeting on July 16, 2024, unless another date is agreed upon

Commissioner Roos confirms that the board is moving forward with the July 16<sup>th</sup>

Board meeting date

11. Meeting Adjourned (Vice President Roos)

Motion to adjourn

Commissioner Lindsey

Commissioner Roos

Motion approved to adjourn the meeting at 8:11 PM by unanimous approval

Posted June \_\_\_\_\_, 2024 @ \_\_\_\_\_ hours by \_\_\_\_\_